





Golmar welcomes you to its 2009 catalogue.

This new edition proves (evidences) an ambitious project of renovation (renewal), that will continue on the immediate future. A project, guided by the suggestions of our customers and managed by our R & D department, that will enable you to benefit of the best solutions for your installations, whether they are for new buildings of the retrofit.

We are pleased to stand out amount the many new releases of this catalogue the following ones:

A new range of vandal-resistant outdoor panels called **ROCK**, either on stainless steel or brass. The thickness of the materials used, the exclusive anti-track (finger print free), the permanent illumination in blue colour makes this panel the ideal option for the most distinguished homes and buildings.

NEXA, especially suitable for the retrofit market. A wide range of panels that will enable you to replace the Golmar 60 and 90 series without replacing the former embedding boxes. Such advantage together with the easy connections of the internal modules will save you time and money.

A new and powerful digital system: **V2PLUS**, that, with just 2 non-polarized wires, will enable you to do most of the installations on a record time. Easy installation, excellent features, compatibility with audio, B/W and color video systems, up to three terminals inside the flats. Don't take any risk; nobody knows better than Golmar about digital systems.

Golmar charms the most stringent users with two outstanding designs:

SZENA, a hands free monitor suitable for the most distinguished atmospheres, thanks to its design, the several metallized finishes of the front plate, either embedded or surface type. A single but sophisticated menu on screen will make the programming and the daily use easy.

TEKNA is the new bet of Golmar monitor with handset. The symmetry of its lines and the avant-garde design will match to no matter what atmosphere. And, inside, all the power of the Golmar digital systems.

Discover all the new releases and take advantage on your intercommunication and security projects.

We thank you for your confidence.



ISO 9001:2000 SGS certificated







01
Kits

10 - 37

Audio systems	12 - 17
For villas	
With Rock vandal resistant panel	12 - 13
With Stadio Plus panel	14
For buildings	
With Rock vandal resistant panel	15
With Stadio Plus panel	16 - 17
Video systems	18 - 29
For villas	
With Rock vandal resistant panel	18 - 21
With Surf panel	22
With Stadio Plus panel	23 - 24
For buildings	
Packs with Stadio Plus push buttons panel	25 - 26
Packs with Stadio Plus coded panel	27
Access control	28 - 31
Standalone units	28 - 29
Combined with audio or video systems	30 - 31
Accessories	32 - 37
For Rock vandal resistant door panels	32
For Stadio Plus panels	33 - 37

38 - 47

Push buttons panels	40 - 43
Accessories	43
Coded panels	44 - 46
Accessories	46



02
Rock Inox
panel

48 - 67

For villas	50 - 55
Audio systems	50 - 51
Video systems	52 - 55
For buildings	56 - 64
Audio systems with 4+n installation	56 - 57
Audio and video systems with Plus digital installation	58 - 64
Accessories	65 - 66



03
Rock
panel

04

Nexa panel



05

Stadio Plus panel



06

Telephones



	68 - 97
Mechanical composition	71 - 93
Nexa 90CS	71
Nexa 90C	72 - 77
Nexa 90	78 - 86
Nexa 60C	87 - 89
Nexa 60L	90 - 93
Electronic composition	94
Audio systems with 4+n installation	94
Accessories	95 - 97

	98 - 133
Mechanical composition	100 - 109
Compact size panel	100-103
Modular panel	
Grille modules	104 - 105
Push buttons modules	106 - 109
Electronic composition	77 - 90
Audio systems	
4+n installation	110
2Plus 2 wires digital installation	111 - 112
Plus 4 wires digital installation	113 - 116
Video systems	
V2Plus 2 wires digital installation	117 - 118
Vista Plus 5 wires digital installation	119 - 120
Plus 3+coax or 4+twisted pair digital installations	121 - 124
Access control	125
Accessories	126 - 133

	134 - 147
Platea 700 series	
4+n installation	136 - 137
2Plus / V2Plus 2 wires digital installations	138
Vista Plus 3 wires digital installation	139
Plus 4 wires digital installation	140
Condal 900 series	
2 wires installation for villas	141
1+n installation	142
4+n installation	143 - 144
Plus 4 wires digital installation	145
Accessories	146 - 147



06

Monitors

148 - 171

Szena	148 - 151
Plus 3+coax or 4+twisted pair digital installations	150 - 151
Tekna	152 - 157
V2Plus 2 wires digital installation	154
Vista Plus 5 wires digital installation	155
Plus 3+coax or 4+twisted pair digital installations	156 - 157
Platea	158 - 164
5 wires installation for villas	158
2 wires installation for villas	159
V2Plus 2 wires digital installation	160
Vista Plus 5 wires digital installation	161
Plus 3+coax or 4+twisted pair digital installations	162 - 164
Shiner	
Plus 3+coax or 4+twisted pair digital installations	165
Porter's exchanges	
Plus digital installation	166 - 167
Accessories	168 - 170
Telephone interface	
IT-4N telephone interface	171


172 - 187

Power supplies	174 - 175
Lock releases	176 - 181
a.c. operation	176 - 180
d.c. operation	180
Accessories	181
Cables	182 - 183
Spare parts	184 - 186



07


Power supplies Lock releases cables and spare parts



	188 - 205
<hr/>	
Kits	190 - 193
Audio systems	190
Video systems	191 - 193
Systems for buildings	194 - 205
Audio systems	
4+n installation	194 - 195
2Plus 2 wires digital installation	196 - 197
Plus 4 wires digital installation	198 - 199
Video systems	
V2Plus 2 wires digital installation	200 - 201
Vista Plus 5 wires digital installation	202 - 203
Plus 3+coax and 4+twisted pair digital installation	204 - 205
	206 - 222
<hr/>	
600/AL ... 931/AL	208
923/AL ... 3150/AL	209
3202/AL ... 5150	210
5210 ... 7216/INOX/LA	211
7218/INOX ... CE-7600	212
CE-7601 ... D4L-Plus	213
D6L-Plus/2H ... K-2/AL	214
K22-AL... N1101/90C	215
N1102/60C ... N1218/90	216
N1220/90 ... N3216/90	217
N3216/90C ... Platea Plus Color	218
Platea R5 ... RAP-610A	219
RAP-2150 ... SAR-2Plus	220
SAR-90 ... Tekna Plus Color	221
Tekna R5 ... ZUMB	222








01

A world of solutions



Kits



Characteristics

Injected aluminium **vandal resistant** (IK-09) and **weatherproof** (IP-44) door panels, in grey or brown colour.

Electronic call with acoustic acknowledgement signal at the door panel.
Steady illumination at the door panel.

Dimensions:

External: 144(W) x 144(H) mm.
Embedded: 131(W) x 131(H) x 45(D) mm.

Allow **up to 3 telephones** inside the same apartment (pages 136 and 143).

To be used with **12Va.c. lock releases** (pages 177 to 180).



K-201 AL

11242014

1 way audio kit composed of:

PE-295/1 AL one push button grey door panel.	page 50
M embedding box.	page 65
Platea T-700 telephone with electronic call.	page 136
TF-104 transformer.	page 174



K6-201 AL

11242016

1 way Multi - Kit composed of:

6 units of K-201 AL kit.



K-202 AL

11242024

2 ways audio kit composed of:

PE-295/2 AL two push buttons grey door panel.	page 50
M embedding box.	page 65
2 units of Platea T-700 telephone with electronic call.	page 136
TF-104 transformer.	page 174



ma Available with door panel in brown colour. Refer to the references index.

Accessories (page 32): **VIS-295/AL · VIS-295/MA · MP/AL · MP-VIS/AL · MP-VIS/MA**
Installation diagram is shown on page 190

Characteristics

Injected aluminium **vandal resistant** (IK-09) and **weatherproof** (IP-44) door panels, in grey colour.

Electronic call with acoustic acknowledgement signal at the door panel.
Steady illumination at the door panel.

Dimensions:

External: 144(W) x 144(H) mm.
Embedded: 131(W) x 131(H) x 45(D) mm.

Allow the replacement of an existing bell keeping the same installation. K-22 AL model includes a telephone with additional potential free contact push button. Three positions call volumen regulator is available in both telephone models.

These kits **don't allow additional telephones**. Up to 2 units of S-45 call repeater can be connected (page 146).

To be used with **12Va.c. lock releases** (pages 177 to 180).



K-2 AL

11240024

1 way audio kit composed of:

PE-292 AL one push button grey door panel.	page 51
M embedding box.	page 65
Condal T-920 telephone with electronic call.	page 141
TF-104 transformer.	page 174



K-22 AL

11240224

1 way audio kit composed of:

PE-292 AL one push button grey door panel.	page 51
M embedding box.	page 65
Condal T-922 telephone with electronic call.	page 141
TF-104 transformer.	page 174





Characteristics

Extruded aluminium door panel.

Electronic call with acoustic acknowledgement signal at the door panel.
Steady illumination at the door panel.

Dimensions:

External: 134(W) x 148(H) mm.
Embedded: 125(W) x 140(H) x 56(D) mm.

Allow **up to 3 telephones** inside the same apartment (pages 136 and 143).

To be used with **12Va.c. lock releases** (pages 177 to 180).



4110/AL

11284110

1 way audio kit composed of:

2110/AL one push button grille module.	page 105
EL550/KIT sound module.	
600/AL closing heads.	page 109
CE610 embedding box.	page 126
Platea T-700 telephone with electronic call.	page 136
TF-104 transformer.	page 174



4220/AL

11284220

2 ways audio kit composed of:

2220/AL two push buttons grille module.	page 105
EL550/KIT sound module.	
600/AL closing heads.	page 109
CE610 embedding box.	page 126
2 units of Platea T-700 telephone with electronic call.	page 136
TF-104 transformer.	page 174



Characteristics

Injected aluminium **vandal resistant** door panel in brown colour.

Electronic call with acoustic acknowledgement signal at the door panel.
Steady illumination at the door panel.

Dimensions:

External: 144(W) x 240(H) mm.

Embedded: 139(W) x 234(H) x 58(D) mm.

Allow **up to 3 telephones** inside the same apartment (pages 136 and 143).

To be used with **12Va.c. lock releases** (pages 177 to 180).



K-203

11242523

3 ways audio kit composed of:

PE-295/3 three push buttons door panel.	page 56
CEV-295 embedding box.	page 66
3 units of Platea T-700 telephone with electronic call.	page 136
TF-104 transformer.	page 174

X 3



K-204

11242524

4 ways audio kit composed of:

PE-295/4 four push buttons door panel.	page 56
CEV-295 embedding box.	page 66
4 units of Platea T-700 telephone with electronic call.	page 136
TF-104 transformer.	page 174

X 4



K-206

11242526

6 ways audio kit composed of:

PE-295/6 six push buttons door panel.	page 57
CEV-295 embedding box.	page 66
6 units of Platea T-700 telephone with electronic call.	page 136
TF-104 transformer.	page 174

X 6



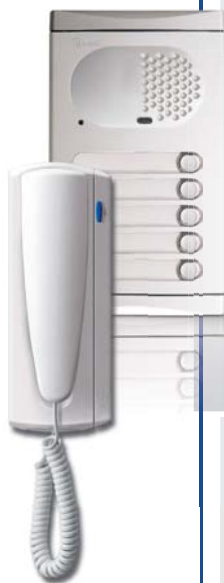
K-208

11242528

8 ways audio kit composed of:

PE-295/8 eight push buttons door panel.	page 57
CEV-295 embedding box.	page 66
8 units of Platea T-700 telephone with electronic call.	page 136
TF-104 transformer.	page 174

X 8



Characteristics

Extruded aluminium door panel.

Electronic call with acoustic acknowledgement signal at the door panel.
Steady illumination at the door panel.

Dimensions:

External: 134(W) x 228(H) mm.
Embedded: 125(W) x 220(H) x 56(D) mm.

Allow up to **3 telephones** inside the same apartment (pages 136 and 143).

To be used with **12Va.c. lock releases** (pages 177 to 180).



4130/AL

11284130

3 ways audio kit composed of:

2130/AL three push buttons compact size grille module. page 100
EL550/KIT sound module. page 126
CE615 embedding box. page 136
3 units of Platea T-700 telephone with electronic call. page 174
TF-104 transformer. page 174



4140/AL

11284140

4 ways audio kit composed of:

2140/AL four push buttons compact size grille module. page 100
EL550/KIT sound module. page 126
CE615 embedding box. page 136
4 units of Platea T-700 telephone with electronic call. page 174
TF-104 transformer. page 174



4150/AL

11284150

5 ways audio kit composed of:

2150/AL five push buttons compact size grille module. page 101
EL550/KIT sound module. page 126
CE615 embedding box. page 136
5 units of Platea T-700 telephone with electronic call. page 174
TF-104 transformer. page 174



X6

4260/AL

11284260

6 ways audio kit composed of:

2260/AL six push buttons compact size grille module.	page 101
EL550/KIT sound module.	
CE615 embedding box.	page 126
6 units of Platea T-700 telephone with electronic call.	page 136
TF-104 transformer.	page 174



X8

4280/AL

11284280

8 ways audio kit composed of:

2280/AL eight push buttons compact size grille module.	page 101
EL550/KIT sound module.	
CE615 embedding box.	page 126
8 units of Platea T-700 telephone with electronic call.	page 136
TF-104 transformer.	page 174



X10

4210/AL

11284210

10 ways audio kit composed of:

2210/AL ten push buttons compact size grille module.	page 101
EL550/KIT sound module.	
CE615 embedding box.	page 126
10 units of Platea T-700 telephone with electronic call.	page 136
TF-104 transformer.	page 174





Characteristics

Injected aluminium **vandal resistant** (IK-09) and **weatherproof** (IP-44) door panels, in grey colour.

Adjustable pan and tilt CCD b/w or color camera with electronic iris and light emitters for night vision.

Electronic call with acoustic acknowledgement signal at the door panel.

Dimensions:

External: 144(W) x 144(H) mm.

Embedded: 131(W) x 131(H) x 45(D) mm.

Surface installation monitors.

4" b/w flat tube screen or color TFT LCD of "A Grade" quality.

Potential free contact push button, which allows the activation of auxiliary devices.

Autoswitch-on function is available using one extra wire between panel and monitor.

These kits **don't allow additional monitors**. Up to 2 additional T-901 or T-901VD telephones can be added (page 143).

To be used with **12Va.c. lock releases** (pages 177 to 180).



SV-805/AL

11758005

1 way b/w video kit composed of:

PV-395/AL one push button grey door panel. page 52

M embedding box. page 65

Platea 5 monitor with wall mounting connector. page 158

FA-805 power supply. page 175

Lock release is not included.



SV-805/AL Color

11758006

1 way color video kit composed of:

PV-395/AL Color one push button grey door panel. page 52

M embedding box. page 65

Platea 5 Color monitor with wall mounting connector. page 158

FA-805 power supply. page 175

Lock release is not included.



Characteristics

Injected aluminium **vandal resistant** (IK-09) and **weatherproof** (IP-44) door panels, in grey colour.

Adjustable pan and tilt CCD b/w or color camera with electronic iris and light emitters for night vision.

Dimensions:

External: 144(W) x 144(H) mm.

Embedded: 131(W) x 131(H) x 45(D) mm.

Allow the replacement of an existing bell keeping the same installation.

Surface installation **monitors**.

4" b/w flat tube screen or color TFT LCD of "A Grade" quality.

Potential free contact push button, which allows the activation of auxiliary devices.

Autoswitch-on function is available using one extra wire between panel and monitor.

These kits **don't allow additional monitors**. An additional T-705 telephone can be added (page 137).

These kits **include a 12Vd.c. lock release** (page 180).



SV-802/AL

11758002

1 way b/w video kit composed of:

PV-292/AL one push button grey door panel.	page 53
M embedding box.	page 65
Platea 2 monitor with wall mounting connector.	page 159
FA-802 power supply.	page 174
CV-14/DC lock release.	page 180



SV-802/AL Color

11758003

1 way color video kit composed of:

PV-292/AL Color one push button grey door panel.	page 53
M embedding box.	page 65
Platea 2 Color monitor with wall mounting connector.	page 159
FA-802 power supply.	page 174
CV-14/DC lock release.	page 180





Characteristics

Injected aluminium **vandal resistant** (IK-09) and **weatherproof** (IP-44) door panels, in grey or brown colour.

Adjustable pan and tilt CCD b/w or color camera with electronic iris and light emitters for night vision.

Acoustic acknowledgement signal at the door panel confirming that the call is in progress or the system is busy.

Switching units are not required for systems with several access door panels.

Dimensions:

External: 144(W) x 144(H) mm.

Embedded: 131(W) x 131(H) x 45(D) mm.

The existing 4+n wires from an audio installation can be used, not being necessary to add any wire.

Surface installation **monitors.**

4" b/w flat tube screen or color TFT LCD of "A Grade" quality.

Video spy and autoswitch-on functions.

Don't require maintenance, as don't use batteries like other systems.

Allow one T-730/R5 additional telephone (page 139) **or one Platea R5 additional monitor.** In case of an additional monitor, the use of a FA-Plus/C extra power supply will be required.

To be used with **either 12V.a.c. or d.c. lock releases** (pages 177 to 180).



SV-815/R5 AL

11758155

1 way b/w video kit composed of:

PVS-815/R5 AL one push button grey door panel.	page 54
M embedding box.	page 65
Platea R5 monitor.	page 161
RCPL-R5 wall mounting monitor connector.	page 161
FA-Plus/C power supply.	page 175

Lock release is not included.



SV-815/R5 AL Color

11758156

1 way color video kit composed of:

PVS-815/R5 AL Color one push button grey door panel.	page 54
M embedding box.	page 65
Platea R5 Color monitor.	page 161
RCPL-R5 wall mounting monitor connector.	page 161
FA-Plus/C power supply.	page 175

Lock release is not included.



ma Available with door panel in brown colour. Refer to the references index.

Accessories (page 32): **VIS-295/AL** · **VIS-295/MA** · **MP/AL** · **MP-VIS/AL** · **MP-VIS/MA**

Installation diagram is shown on page 192

Rock vandal resistant panel
 “Plus” 3 + coaxial digital installation ▲
 4 + twisted pair ▲

Video systems for villas

Characteristics

Injected aluminium **vandal resistant** (IK-09) and **weatherproof** (IP-44) door panels, in grey or brown colour.

Adjustable pan and tilt CCD b/w or color camera with electronic iris and light emitters for night vision.

Acoustic acknowledgement signal at the door panel confirming that the call is in progress or the system is busy.

Switching units are not required for systems with several access door panels.

Dimensions:

External: 144(W) x 144(H) mm.

Embedded: 131(W) x 131(H) x 45(D) mm.

Two types of digital installation: 3 wires + coaxial cable or 4 wires + twisted pair. In case of twisted pair installation, an EL562 video receiver must be used on each monitor (page 164).

Surface installation **monitors.**

4” b/w flat tube screen or color TFT LCD of “A Grade” quality.

Video spy and autoswitch-on functions.

Input for door bell apartment push button that saves the use of a door bell.

Allow **up to 3 units** in the same apartment without additional power supplies (monitors or telephones with “Plus” or “Uno” technology only). See chapter 06.

To be used with **either 12V.a.c. or d.c. lock releases** (pages 177 to 180).



SV-801SE AL

11758015

1 way b/w video kit composed of:

PVS-295SE AL one push button grey door panel.	page 55
M embedding box.	page 65
Platea Uno monitor.	page 162
RCPL-Uno wall mounting monitor connector.	page 163
FA-805 power supply.	page 175

Lock release is not included.



SV-801SE AL Color

11758016

1 way color video kit composed of:

PVS-295SE AL Color one push button grey door panel.	page 55
M embedding box.	page 65
Platea Uno Color monitor.	page 163
RCPL-Uno wall mounting monitor connector.	page 163
FA-805 power supply.	page 175

Lock release is not included.



 Available with door panel in brown colour. Refer to the references index.

Accessories (page 32): **VIS-295/AL · VIS-295/MA · MP/AL · MP-VIS/AL · MP-VIS/MA**
 Installation diagrams are shown on pages 192 and 193



Characteristics

Door panel for surface installation manufactured in aluminium and ABS plastic.

Adjustable pan and tilt CCD b/w or color camera with electronic iris and light emitters for night vision.
Steady illumination at the door panel.

Dimensions:

External: 99(W) x 185(H) x 35(D) mm.

Allow the replacement of an existing bell keeping the same installation.

Surface installation **monitors**.

4" b/w flat tube screen or color TFT LCD of "A Grade" quality.
Potential free contact push button, which allows the activation of auxiliary devices.
Autoswitch-on function is available using one extra wire between panel and monitor.

These kits **don't allow additional monitors**. An additional T-705 telephone can be added (page 137).

To be used with **12Vd.c. lock releases** (page 180).



SV-22S

11756222

1 way b/w video kit composed of:

PVS-22 one push button door panel. page 159
Platea 2 monitor with wall mounting connector. page 174
FA-802 power supply.

Lock release is not included.



PVS-22

11739225

Replacement panel for SV-22S kit



SV-22S Color

11756223

1 way color video kit composed of:

PVS-22 Color one push button door panel. page 159
Platea 2 Color monitor with wall mounting connector. page 174
FA-802 power supply.

Lock release is not included.



PVS-22 Color

11739226

Replacement panel for SV-22S Color kit

Stadio Plus panel

“Plus” 3 + coaxial digital installation ▲

4 + twisted pair ▼

Video systems for villas

Characteristics

Extruded aluminium door panel.

Adjustable pan and tilt CCD b/w or color camera with electronic iris and light emitters for night vision.

Easily seen light button.

Acoustic acknowledgement signal at the door panel confirming that the call is in progress or the system is busy.

Privacy on audio, video and door open progresses.

Switching units are not required for systems with several access door panels.

Dimensions:

External: 134(W) x 148(H) mm.

Embedded: 125(W) x 140(H) x 56(D) mm.

Surface installation monitors.

4” b/w flat tube screen or color TFT LCD of “A Grade” quality.

Video spy and autoswitch-on functions.

Intercommunication with other monitors or telephones (“Plus” models only) in the same apartment.

Activation of auxiliary devices (2nd camera, lights, ...) using a SAR-90 relay unit.

Input for door bell apartment push button that saves the use of a door bell.

Allow **up to 3 units** in the same apartment without additional power supplies (monitors or telephones with “Plus” or “Uno” technology only). See chapter 06.

Lock release is not included on /SC kits; use 12Vd.c. lock releases (page 180).



5110/P

11785112

1 way b/w video kit composed of:

1110/AL one push button grille module.	page 105
EL530 sound module with b/w camera.	page 121
EL500 microprocessed module.	page 122
600/AL closing heads.	page 109
CE610 embedding box.	page 126
Platea Plus monitor.	page 163
RCPL-Plus wall mounting monitor connector.	page 164
FA-805 power supply.	page 175
CV-14/DC lock release.	page 180



5110/SC

11785116

1 way b/w video kit composed of:

EL560 twisted pair video transmitter.	page 122
EL562 twisted pair video receiver.	page 164
Rest of items: same composition than 5110/P kit.	

Lock release is not included.





5220/P

11785222

2 ways b/w video kit composed of:

- 1220/AL two push buttons grille module. page 105
- EL530 sound module with b/w camera. page 121
- EL500 microprocessed module. page 122
- 600/AL closing heads. page 109
- CE610 embedding box. page 126
- 2 units of Platea Plus monitor. page 163
- 2 units of RCPL-Plus wall mounting monitor connector. page 164
- FA-805 power supply. page 175
- CV-14/DC lock release. page 180

X2



5220/SC

11785226

2 ways b/w video kit composed of:

- EL560 twisted pair video transmitter. page 122
- 2 units of EL562 twisted pair video receiver. page 164
- Rest of items: same composition than 5220/P kit.

X2

Lock release is not included.



5110/Color

11785111

1 way color video kit composed of:

- 1110/AL one push button grille module. page 105
- EL531 sound module with color camera. page 122
- EL500 microprocessed module. page 122
- 600/AL closing heads. page 109
- CE610 embedding box. page 126
- Platea Plus Color monitor. page 163
- RCPL-Plus wall mounting monitor connector. page 164
- FA-805 power supply. page 175
- CV-14/DC lock release. page 180



5110/SC/Color

11785117

1 way color video kit composed of:

- EL560 twisted pair video transmitter. page 122
- EL562 twisted pair video receiver. page 164
- Rest of items: same composition than 5110/Color kit.

Lock release is not included.



Characteristics

Extruded aluminium door panel.

Adjustable pan and tilt CCD b/w or color camera with electronic iris and light emitters for night vision.

Easily seen light button.

Acoustic acknowledgement signal at the door panel confirming that the call is in progress or the system is busy.

Privacy on audio, video and door open progresses.

Switching units are not required for systems with several access door panels.

Dimensions:

External: 134(W) x 228(H) mm.

Empotrado: 125(W) x 220(H) x 56(D) mm.

4 wires + twisted pair optional installation by using an EL560 video transmitter (page 122).

Monitors and/or telephones are not included in the packs. Use monitors and telephones with “Plus” or “Uno” technology. See chapter 06. It's possible to use up to 3 units in the same apartment without additional power supplies.

Power supply and 12Vd.c. lock release are included in the packs.



5131

11785131

3 ways b/w video pack composed of:

1131/AL three push buttons compact size grille module.	page 102
EL530 sound module with b/w camera.	page 121
EL500 microprocessed module.	page 122
CE615 embedding box.	page 126
FA-Plus/C power supply.	page 175
CV-14/DC lock release.	page 180



5140

11785140

4 ways b/w video pack composed of:

1140/AL four push buttons compact size grille module.	page 102
EL530 sound module with b/w camera.	page 121
EL500 microprocessed module.	page 122
CE615 embedding box.	page 126
FA-Plus/C power supply.	page 175
CV-14/DC lock release.	page 180



5150

11785150

5 ways b/w video pack composed of:

1150/AL five push buttons compact size grille module.	page 102
EL530 sound module with b/w camera.	page 121
EL500 microprocessed module.	page 122
CE615 embedding box.	page 126
FA-Plus/C power supply.	page 175
CV-14/DC lock release.	page 180





5261

11785261

6 ways b/w video pack composed of:

1261/AL six push buttons compact size grille module.	page 103
EL530 sound module with b/w camera.	page 121
EL500 microprocessed module.	page 122
CE615 embedding box.	page 126
FA-Plus/C power supply.	page 175
CV-14/DC lock release.	page 180



5280

11785280

8 ways b/w video pack composed of:

1280/AL eight push buttons compact size grille module.	page 103
EL530 sound module with b/w camera.	page 121
EL500 microprocessed module.	page 122
CE615 embedding box.	page 126
FA-Plus/C power supply.	page 175
CV-14/DC lock release.	page 180



5210

11785210

10 ways b/w video pack composed of:

1210/AL ten push buttons compact size grille module.	page 103
EL530 sound module with b/w camera.	page 121
EL500 microprocessed module.	page 122
EL516 push buttons encoder module.	page 122
CE615 embedding box.	page 126
FA-Plus/C power supply.	page 175
CV-14/DC lock release.	page 180



Also available with color camera under request

Accessories (pages 33 to 37): **605/AL · 705/AL · 805/AL · 905/AL · SUP-EL500 · SUP-EL516**

Installation diagrams are shown on pages 204 and 205

Characteristics

Extruded aluminium door panel.

- Illuminated keypad and 2 x 16 bias lighted LCD display.
 - Adjustable pan and tilt CCD b/w or color camera with electronic iris and light emitters for night vision (video panels only).
 - Easily seen light button.
 - Management of up to 255,000 monitors or telephones.
 - Acoustic acknowledgement signal confirming that the call is in progress or the system is busy.
 - Privacy on audio, video and door open progresses.
 - Programmable lock release activation time between 0 and 99 seconds.
 - Four codes access control of 4 digits each. The third code can be temporarily disabled.
- Switching units are not required for systems with several access door panels.**

Dimensions:

- External: 134(W) x 228(H) mm.
- Embedded: 125(W) x 220(H) x 56(D) mm.

Monitors and/or telephones are not included in the packs. Use monitors and telephones with “Plus” or “Uno” technology. See chapter 06. It’s possible to use up to 3 units in the same apartment without additional power supplies.

Power supply and 12Vd.c. lock release are included in the packs.



5403

11785403

B/W coded video pack composed of:

- Compact size video grille module with coded keypad.
- EL530 sound module with b/w camera. page 124
- CE615 embedding box. page 126
- FA-Plus power supply. page 175
- CV-14/DC lock release. page 180



5403/Color

11785404

Color coded video pack composed of:

- Compact size video grille module with coded keypad.
- EL531 sound module with color camera. page 124
- CE615 embedding box. page 126
- FA-Plus power supply. page 175
- CV-14/DC lock release. page 180



4403

11784403

Coded audio pack composed of:

- Compact size audio grille module with coded keypad.
- EL540 sound module. page 116
- CE615 embedding box. page 126
- FA-Plus power supply. page 175
- CV-14/DC lock release. page 180





Characteristics

Injected aluminium **vandal resistant** panel in grey colour for surface installation.

To be used in protected places against weather conditions.

Dimensions:

External: 80(W) x 134(H) x 33(D) mm.

Access control features of the numeric keypad are:

Metallic keypad with backlight on model CC-20/Rock_RE.

Light indicators to show the system is on and that the keyed in code is correct.

2 output relays with three contacts each (N/C or N/O), single shoot or stable programmable.

22 activation codes of 3 to 8 digits each.

Possibility to program the same code on both relays.

Programmable activation time from 0 to 99 seconds in single shoot mode.

Tamper switch that activates a 12 Vd.c. output.

30 seconds system blockage after introduction of 20 digits without matching any code.

12Vd.c. battery input without charge management.



CC-20 ROCK

20740411

Vandal resistant access control module.



CC-20 ROCK/RE

20740413

Vandal resistant access control module.

Backlighted keypad.

Characteristics

Extruded aluminium module.

Dimensions:

External: 134(W) x 148(H) mm.

Embedded: 125(W) x 140(H) x 56(D) mm.

Numeric keypad.

Stainless steel covered buttons with enable / disable acoustic acknowledgement signal on push.

2 output relays with 8 activation codes each one and independent panic code.

4, 5 or 6 digits programmable codes.

One code can be programmed to activate more than one relay.

Relay 1: N/C or N/O, single shoot or stable software programmable.

Relay 2: single shoot with three contacts (N/C or N/O).

Programmable activation time from 0 to 20 seconds in single shoot mode.

After introduction of 3 wrong consecutive codes, in a period of less than 15 seconds, the access control is disabled during 3 minutes. After this time, if 3 wrong consecutive codes are introduced again, the disabled time is doubled up to a maximum of 12 minutes.

12Vd.c. battery input without charge management.

Proximity reader.

Up to 600 users using **ISOPROX** or **KEYPROX** proximity tags (page 37).

Several tags can be recorded in the same memory position.

System programming through the internal keypad. A PIN code is required for system management.

Seven segments memory display.

1 output single shoot relay with programmable activation time.



4301/AL

11284301

Access control kit composed of:

3301/AL access control module.	page 125
600/AL closing heads.	page 109
CE610 embedding box.	page 126
TF-104 transformer.	page 174
CV-14 lock release.	page 180



4502 SE

11284502

Access control kit composed of:

Proximity reader module.	page 109
600/AL closing heads.	page 126
CE610 embedding box.	page 37
6 units of Isoprox cards.	page 174
TF-104 transformer.	page 180
CV-14 lock release.	page 180

GOLMAR X6



Characteristics

Extruded aluminium door panel.

Electronic call with acoustic acknowledgement signal at the door panel.
Steady illumination at the door panel.
Keypad with stainless steel covered buttons.

Dimensions:

External: 134(W) x 265(H) mm.
Embedded: 125(W) x 257(H) x 56(D) mm.

Include access control module with numeric keypad (characteristics are detailed on page 29).

Allow **up to 3 telephones** inside the same apartment (pages 136, 143 and 144). These kits include a T-712VD telephone, which have an additional push button with potential free contact and call volume regulator with on-off switch.

To be used with **12Va.c. lock releases** (pages 177 to 180).

Access control

Kits



4113/AL

11284113

1 way audio kit composed of:

2110/AL one push button grille module.	page 105
EL550/KIT sound module.	
3301/AL access control module.	page 125
600/AL closing heads.	page 109
CE620 embedding box.	page 126
Platea T-712VD telephone with electronic call.	page 136
TF-104 transformer.	page 174



4223/AL

11284223

2 ways audio kit composed of:

2220/AL two push buttons grille module.	page 105
EL550/KIT sound module.	
3301/AL access control module.	page 125
600/AL closing heads.	page 109
CE620 embedding box.	page 126
2 units of Platea T-712VD telephone with electronic call.	page 136
TF-104 transformer.	page 174



Characteristics

Extruded aluminium door panel.

Adjustable pan and tilt CCD b/w or color camera with electronic iris and light emitters for night vision.
 Easily seen light button.

Keypad with stainless steel covered buttons.

Acoustic acknowledgement signal at the door panel confirming that the call is in progress or the system is busy.

Privacy on audio, video and door open progresses.

Switching units are not required for systems with several access door panels.

Dimensions:

External: 134(W) x 265(H) mm.

Embedded: 125(W) x 257(H) x 56(D) mm.

Include access control module with numeric keypad (characteristics are detailed on page 29).

Platea Plus surface installation monitors (characteristics are detailed on page 162).

Allow **up to 3 units** in the same apartment without additional power supplies (monitors or telephones with "Plus" or "Uno" technology only). See chapter 06.

To be used with **12Vd.c. lock releases** (page 180).



5113/SC

11785119

1 way b/w video kit composed of:

1110/AL one push button grille module.	page 105
EL530 sound module with b/w camera.	page 121
EL560 twisted pair video transmitter.	page 122
EL500 microprocessed module.	page 122
3301/AL access control module.	page 125
600/AL closing heads.	page 109
CE620 embedding box.	page 126
Platea Plus monitor.	page 163
EL562 twisted pair video receiver.	page 164
RCPL-Plus wall mounting monitor connector.	page 164
FA-805 power supply.	page 175

Lock release is not included.



5113/SC/Color

11785118

1 way color video kit composed of:

EL531 sound module with color camera.	page 122
Platea Plus Color monitor.	page 163
Rest of items: same composition than 5113/SC kit.	

Lock release is not included.





VIS-295/AL

11290499

Rain shield.

For embedded villa panels. Grey colour.



VIS-295/1M

11229591

Rain shield.

For embedded building panels. Brown colour.



MP/AL

11229509

Surface box.

For villa panels. Grey colour.
Embedding box is required.
Dimensions: 144(W) x 144(H) x 45(D) mm.



MP-VIS/AL

11290496

Surface box with integrated rain shield.

For villa panels.
Manufactured in injected aluminium in grey colour.
Weatherproof and vandal resistant.
Does not use embedding box.
32 mm. depth only.





611/AL

11280611

Replacement frame.

Covers the existing hole from larger panels.
For 1 module door panels.
Dimensions: 200(W) x 278(H) mm.



605/AL

11280605

Replacement frame.

Covers the existing hole from larger panels.
For compact size door panels.
Dimensions: 200(W) x 430(H) mm.



621/AL

11280621

Replacement frame.

Covers the existing hole from larger panels.
For 2 modules door panels.
Dimensions: 200(W) x 430(H) mm.



711/AL

11280711

Rain shield.

For 1 module door panels.



705/AL

11280705

Rain shield.

For compact size door panels.



725/AL

11280725

Rain shield.

For coded panels with 3202/AL informative module.



721/AL

11280721

Rain shield.

For 2 modules door panels.



811/AL

11280811

Surface box.

For 1 module video door panels.

Dimensions: 150(W) x 160(H) x 61(D) mm.



805/AL

11280805

Surface box.

For compact size video door panels.

Dimensions: 150(W) x 240(H) x 61(D) mm.



821/AL

11280821

Surface box.

For 2 modules video door panels.

Dimensions: 150(W) x 277(H) x 61(D) mm.



871/AL

11280871

Slim surface box with integrated rain shield.

For audio panels with 4+n installation only.

For 1 module door panels.

Does not use embedding box.

32 mm. depth only.



875/AL

11280875

Slim surface box with integrated rain shield.

For audio panels with 4+n installation and coded panels only.

For compact size door panels.
Does not use embedding box.
32 mm. depth only.



872/AL

11280872

Slim surface box with integrated rain shield.

For audio panels with 4+n installation only.

For 2 modules door panels.
Does not use embedding box.
32 mm. depth only.



825/AL

11280825

Slim surface box with integrated rain shield.

For coded panels with 3202/AL informative module.

Does not use embedding box.
32 mm. depth only.



881/AL

11280881

Slim surface box.

For audio panels with 4+n installation only.

Rain shield cannot be used.

For 1 module door panels.
Does not use embedding box.
32 mm. depth only.
Dimensions: 134(W) x 148(H) x 32(D) mm.



885/AL

11280885

Slim surface box.

For audio panels with 4+n installation and coded panels only.

Rain shield cannot be used.

For compact size door panels.
Does not use embedding box.
32 mm. depth only.
Dimensions: 134(W) x 240(H) x 32(D) mm.



882/AL

11280882

Slim surface box.

For audio panels with 4+n installation only.

Rain shield cannot be used.

For 2 modules door panels.

Does not use embedding box.

32 mm. depth only.

Dimensions: 134(W) x 265(H) x 32(D) mm.



911/AL

11280911

45° surface box.

For 1 module door panels.

Dimensions: 144(W) x 144(H) x 45(D) mm.



905/AL

11280905

45° surface box.

For compact size door panels.

Dimensions: 140(W) x 231(H) x 140(D) mm.



921/AL

11280921

45° surface box.

For 2 modules door panels.

Dimensions: 140(W) x 268(H) x 140(D) mm.



SUP-EL500

11788950

Bracket for 45° surface boxes.

To be used on video door panels only.

**SUP-EL516**

11788951

Bracket for 45° surface boxes.

To be used on 5210 video pack only.

**3202/AL**

11783202

Informative module.

For compact size coded door panels.

Includes embedding box and 600/AL closing heads.

Dimensions: 134(W) x 228(H) mm.

**Isoprox**

20750500

Proximity ISO card.

Delivered in 6 units package only.


**Keyprox**

20760400

Key holder proximity tag.

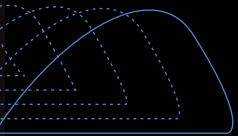
Delivered in 2 units package only.

Dimensions: 35(W) x 52(H) x 10(D) mm.



02

The perfect combination



Rock
inoX



ROCKINO X



Stainless steel
Brass

X

RockIno



Characteristics

The main **mechanical features** of these vandal resistant push buttons panels are:

- Front of 2.5mm. thick manufactured in ANSI 316 stainless steel or brass (/LA models). Treatment to avoid fingerprint spots.
- 5mm. thick polycarbonate card holding and camera windows with steady illumination through blue leds (white in case of brass finish).
- Security screws with special key.
- Metallic embedding box (**not included**) with theft protected stoppers.

Dimensions:

- | | | |
|---------------------------------------|---------------------------------|---|
| 1, 2, 3, 4 and 6 push buttons panels: | External: 155(W) x 235(H) mm. | Embedded: 137(W) x 217(H) x 60(D) mm. |
| 5, 8 and 10 push buttons panels: | External: 155(W) x 290(H) mm. | Embedded: 137(W) x 272(H) x 60(D) mm. |
| 12 to 20 push buttons panels: | External: 155(W) x 427.5(H) mm. | Embedded: 137(W) x 409.5(H) x 60(D) mm. |

Once the door panel has been selected, **complete it with the corresponding electronic modules**, which will depend on the installation type. These electronic modules are the ones used for Stadio Plus panels; for further information refer to the pages detailed below.

- Audio systems with 4+N installation: page 110,
- Audio systems with 2Plus 2 wires digital installation: pages 111 and 112.
- Audio systems with Plus 4 wires digital installation: pages 113 and 114(*).
- Video systems with V2Plus 2 wires digital installation: pages 117 and 118(*).
- Video systems with Vista Plus 5 wires digital installation: pages 119 and 120(*).
- Video systems with Plus 3+coax or 4+twisted pair digital installation: pages 121 and 122(*).

(*) These systems require the use of a SUP-EL500 bracket (page 133) to fix the microprocessed circuit on the embedding box. The use of a SUP-EL516 bracket (page 133) will be also required to fix the encoder push buttons module on panels with more than 8 push buttons or when using EL502 converter (pages 114 and 122).



7101/INOX 11757101

1 push button door panel.

Stainless steel front.
CE-7600 embedding box is required.
Dimensions: 155(W) x 235(H) mm.



7102/INOX 11757102

2 push buttons door panel.

Stainless steel front.
CE-7600 embedding box is required.
Dimensions: 155(W) x 235(H) mm.



7103/INOX 11757103

3 push buttons door panel.

Stainless steel front.
CE-7600 embedding box is required.
Dimensions: 155(W) x 235(H) mm.





7204/INOX

11757204

4 push buttons door panel.

Stainless steel front.
CE-7600 embedding box is required.
Dimensions: 155(W) x 235(H) mm.



7105/INOX

11757105

5 push buttons door panel.

Stainless steel front.
CE-7601 embedding box is required.
Dimensions: 155(W) x 290(H) mm.



7206/INOX

11757206

6 push buttons door panel.

Stainless steel front.
CE-7600 embedding box is required.
Dimensions: 155(W) x 235(H) mm.



7208/INOX

11757208

8 push buttons door panel.

Stainless steel front.
CE-7601 embedding box is required.
Dimensions: 155(W) x 290(H) mm.



7210/INOX

11757210

10 push buttons door panel.

Stainless steel front.
CE-7601 embedding box is required.
Dimensions: 155(W) x 290(H) mm.



LA Available in brass finish. Refer to the references index.
Accessories (page 43)
Installation diagram are shown on pages 194 to 205

ROCKINO X

Stainless steel
Brass



RockIno



02



7212/INOX

11757212

12 push buttons door panel.

Stainless steel front.
CE-7603 embedding box is required.
Dimensions: 155(W) x 427.5(H) mm.



7214/INOX

11757214

14 push buttons door panel.

Stainless steel front.
CE-7603 embedding box is required.
Dimensions: 155(W) x 427.5(H) mm.



7216/INOX

11757216

16 push buttons door panel.

Stainless steel front.
CE-7603 embedding box is required.
Dimensions: 155(W) x 427.5(H) mm.



7218/INOX

11757218

18 push buttons door panel.

Stainless steel front.
CE-7603 embedding box is required.
Dimensions: 155(W) x 427.5(H) mm.



7220/INOX

11757220

20 push buttons door panel.

Stainless steel front.
CE-7603 embedding box is required.
Dimensions: 155(W) x 427.5(H) mm.



**CE-7600**

11757600

Embedding box.

Dimensions: 137(W) x 217(H) x 60(D) mm.

**CE-7601**

11797610

Embedding box.

Dimensions: 137(W) x 272(H) x 60(D) mm.

**CE-7603**

11757603

Embedding box.

Dimensiones: 137(W) x 409,5(H) x 60(D) mm.

**7601/INOX**

11797601

Surface box.For panels of 5, 8 or 10 push buttons only.
Dimensions: 155(W) x 290(H) x 60(D) mm.**7871/INOX**

11797871

Surface box with integrated rain shield.For panels of 5, 8 or 10 push buttons only.
Dimensions: 155(W) x 290(H) x 60(D) mm.

ROCK INOX

“Plus” 4 wires digital installation ■
3 + coaxial ▲
4 + twisted pair ▼



Stainless steel
Coded packs

X

Rock InOX



Características

The main **mechanical features** of these vandal resistant coded panels are:

- Front of 2.5mm. thick manufactured in ANSI 316 stainless steel.
- Treatment to avoid fingerprint spots.
- Stainless steel keypad with blue illumination.
- Large 2 x 16 bias lighted LCD display.
- Security screws with special key.
- Metallic embedding box (**not included**) with theft protected stoppers.
- Informative window (6425/INOX and 7425/INOX models only) with blue illumination.

Dimensions:

- Panels without informative window:
 - External: 155(W) x 290(H) mm.
 - Embedded: 137(W) x 272(H) x 60(D) mm.
- Panels with informative window:
 - External: 290(W) x 290(H) mm.
 - Embedded: 272(W) x 272(H) x 60(D) mm.

These panels are supplied under “pack” format, that includes all necessary electronics for systems with “Plus” digital installation, a FA-Plus power supply and a CV-14/DC lock release. Their main **electronic features** are:

- Sound module with independent door panel and monitor / telephone adjusting level volume.
- Adjustable pan and tilt **CCD color camera** with electronic iris and light emitters for night vision (7403/INOX and 7425/INOX models only).
- On site programming connector for “Uno” monitors using PROG/PL-Uno/R5 interface (page 169).
- Privacy on audio, video and door open progresses.
- Acoustic acknowledgement signal at the door panel confirming the call is in progress or the system is busy. These informations are shown on the display also.
- Handset hang recognition which removes busy channel fixed times.
- d.c. lock releases activation with acoustic acknowledgement signal.
- Easy system programming through the keypad or by using a computer.
- Text edition like a mobile phone keypad.
- Transmission of the repertory content to other door panels or porter’s exchanges through the installation wires.
- Programmable lock release activation time between 0 and 99 seconds.
- Two calling methods: direct entry of the apartment code or by searching the tenant name in the repertory.
- Four codes access control of four digits each. The third code can be temporary disabled. The last code (panic code) sends an alert message to the porter’s exchange.
- Cyclic messages with instructions for use, time, user text (i.e. building or street names) and system status are shown in the display.

Switching units are not required for systems with several access door panels. These panels can be programmed to be used on single buildings with one or several entrances and on main entrances of residential condominiums with several internal buildings.

Management of up to 255,000 apartments in a total of 255 buildings with coded door panels (1,000 apartments on each building). In case that the internal buildings have push buttons panels, the maximum number of buildings is reduced to 127, and the number of apartments on each internal building will depend on the selected door panel.

Two types of digital installation selectable at the door panel: 3 wires + coaxial cable or 4 wires + twisted pair. In case of twisted pair installation, an EL562 video receiver must be used on each monitor (pages 157 and 164).

Monitors and/or telephones are not included in the packs. Use monitors and telephones with “Plus” or “Uno” technology. See chapter 06. It’s possible to use up to 3 units in the same apartment without additional power supplies.

“Plus” 4 wires digital installation ■
 3 + coaxial ▲
 4 + twisted pair ▲



7403/INOX Color

11787404

Color coded video pack composed of:

Compact size coded module with color camera.
 FA-PLUS power supply.
 CV-14/DC lock release.
 CE-7601 embedding box is required.



7425/INOX Color

11787425

Color coded video pack composed of:

Compact size coded module with color camera.
 Informative window.
 FA-PLUS power supply.
 CV-14/DC lock release.
 CE-7602 embedding box is required.



6403/INOX

11386403

Coded audio pack composed of:

Compact size coded module.
 FA-PLUS power supply.
 CV-14/DC lock release.
 CE-7601 embedding box is required.



6425/INOX

11386425

Coded audio pack composed of:

Compact size coded module with informative window.
 FA-PLUS power supply.
 CV-14/DC lock release.
 CE-7602 embedding box is required.



ROCKINO X

Stainless steel
Coded packs accessories



RockIno



CE-7601

11797610

Embedding box.

For panels without informative window.
Dimensions: 137(W) x 272(H) x 60(D) mm.



CE-7602

11797620

Embedding box.

For panels with informative window.
Dimensions: 272(W) x 272(H) x 60(D) mm.



7601/INOX

11797601

Surface box.

For panels without informative window.
Dimensions: 155(W) x 290(H) x 60(D) mm.



7602/INOX

11797602

Surface box.

For panels with informative window.
Dimensions: 290(W) x 290(H) x 60(D) mm.



7871/INOX

11797871

Surface box with integrated rain shield.

For panels without informative window.
Dimensions: 155(W) x 290(H) x 60(D) mm.




7872/INOX

11797872

Surface box with integrated rain shield.


For panels with informative window.
Dimensions: 290(W) x 290(H) x 60(D) mm.



03

Maximum resistance





Vandal resistant
panel
ROCK



Characteristics

The main **mechanical features** of vandal resistant audio panels for villas are:

- Vandal resistant (IK-09)** and weatherproof (**IP-44**) door panel.
- Curved front of 2.5mm. thick injected aluminium in grey or brown colour.
- 4mm. thick polycarbonate card holding window.
- Doble walled sound grille that prevents access to the sound circuit.
- Security screws with special key.
- Stainless steel push buttons flushed with the panel and electrically isolated.

Dimensions:

- External: 144(W) x 144(H) mm.
- Embedded: 131(W) x 131(H) x 45(D) mm.

The main **electronic features** of these panels with 4+'n' installation are:

- For systems with one access door panel only.**
- Sound module with independent door panel and telephone adjusting level volume.
- Electronic call with acoustic acknowledgement signal at the door panel.
- Steady illumination at the door panel.

The **necessary components** for a system of these characteristics are:

- Select a door panel according to the number of push buttons or colour required.
- Use electronic call telephones with 4+'n' installation (pages 136 and 143). The maximum number of telephones inside the same apartment is three.
- The system operates a 12Va.c., being necessary a TF-104 transformer (page 174).

Use a **12Vc.a. lock release** (pages 177 to 180).

The necessary components to configure a system of these characteristics, with the exception of the lock release, are availables in kits (page 12).



PE-295/1 AL

11229511

Audio panel in grey colour.

- 1 push button.
- Includes M embedding box.
- Dimensions: 144(W) x 144(H) mm.



PE-295/2 AL

11229512

Audio panel in grey colour.

- 2 push buttons.
- Includes M embedding box.
- Dimensions: 144(W) x 144(H) mm.



ma Available in brown colour. Refer to the references index.

Accessories (page 65): **M · VIS-295/AL · VIS-295/MA · MP/AL · MP-VIS/AL · MP-VIS/MA**
Installation diagram is shown on page 190

Characteristics

The main **mechanical features** of vandal resistant audio panels for villas are:

Vandal resistant (IK-09) and weatherproof (**IP-44**) door panel.

Curved front of 2.5mm. thick injected aluminium in grey or brown colour.

4mm. thick polycarbonate card holding window.

Doble walled sound grille that prevents access to the sound circuit.

Security screws with special key.

Stainless steel push buttons flushed with the panel and electrically isolated.

Dimensions:

External: 144(W) x 144(H) mm.

Embedded: 131(W) x 131(H) x 45(D) mm.

The main **electronic features** of these panels with 2 wires installation are:

For systems with one access door panel only.

Sound module with independent door panel and telephone adjusting level volume.

Electronic call with acoustic acknowledgement signal at the door panel.

Steady illumination at the door panel.

The necessary components to configure a system of these characteristics, with the exception of the lock release, are available in kits (page 13). This panel is supplied as spare part of the above kits only.



PE-292 AL

11229204

Audio panel in grey colour.

To be used as spare panel of K-2 AL and K-22 AL kits.

1 push button.

Includes M embedding box.

Dimensions: 144(W) x 144(H) mm.





Characteristics

The main **mechanical features** of vandal resistant video panels for villas are:

- Vandal resistant (IK-09)** and weatherproof (**IP-44**) door panel.
- Curved front of 2.5mm. thick injected aluminium in grey colour.
- 4mm. thick polycarbonate camera window.
- Doble walled sound grille that prevents access to the sound circuit.
- Security screws with special key.
- Stainless steel push buttons flushed with the panel and electrically isolated.

Dimensions:

- External: 144(W) x 144(H) mm.
- Embedded: 131(W) x 131(H) x 45(D) mm.

The main **electronic features** of these panels with 5 wires installation are:

- For systems with one access door panel only.**
- Adjustable pan and tilt CCD b/w or color camera with electronic iris and light emitters for night vision.
- Sound module with independent door panel and monitor adjusting level volume.
- Electronic call with acoustic acknowledgement signal at the door panel.

The necessary components to configure a system of these characteristics, with the exception of the lock release, are available in kits (page 18). These panels are supplied as spare part of the above kits only.



PV-395/AL

11782941

B/W video panel in grey colour.

- To be used as spare panel of SV-805/AL kit.
- 1 push button.
- Includes M embedding box.
- Dimensions: 144(W) x 144(H) mm.



PV-395/AL Color

11782946

Color video panel in grey colour.

- To be used as spare panel of SV-805/AL Color kit.
- 1 push button.
- Includes M embedding box.
- Dimensions: 144(W) x 144(H) mm.



Characteristics

The main **mechanical features** of vandal resistant video panels for villas are:

- Vandal resistant (IK-09)** and weatherproof (**IP-44**) door panel.
- Curved front of 2.5mm. thick injected aluminium in grey colour.
- 4mm. thick polycarbonate camera window.
- Doble walled sound grille that prevents access to the sound circuit.
- Security screws with special key.
- Stainless steel push buttons flushed with the panel and electrically isolated.

Dimensions:

- External: 144(W) x 144(H) mm.
- Embedded: 131(W) x 131(H) x 45(D) mm.

The main **electronic features** of these panels with 2 wires installation are:

- For systems with one access door panel only.**
- Adjustable pan and tilt CCD b/w or color camera with electronic iris and light emitters for night vision.
- Sound module with independent door panel and monitor adjusting level volume.

The necessary components to configure a system of these characteristics, with the exception of the lock release, are available in kits (page 19). These panels are supplied as spare part of the above kits only.



PV-292/AL

11782921

B/W video panel in grey colour.

To be used as spare panel of SV-802/AL kit.
1 push button.
Includes M embedding box.
Dimensions: 144(W) x 144(H) mm.



PV-292/AL Color

11782923

Color video panel in grey colour.

To be used as spare panel of SV-802/AL Color kit.
1 push button.
Includes M embedding box.
Dimensions: 144(W) x 144(H) mm.





Characteristics

The main **mechanical features** of vandal resistant video panels for villas are:

- Vandal resistant (IK-09)** and weatherproof (**IP-44**) door panel.
- Curved front of 2.5mm. thick injected aluminium in grey or brown colour.
- 4mm. thick polycarbonate camera window.
- Doble walled sound grille that prevents access to the sound circuit.
- Security screws with special key.
- Stainless steel push buttons flushed with the panel and electrically isolated.

Dimensions:

- External: 144(W) x 144(H) mm.
- Embedded: 131(W) x 131(H) x 45(D) mm.

The main **electronic features** of these panels with 5 wires digital installation are:

- The existing 4+n wires from an audio installation can be used, not being necessary to add any wire.**
- Up to 6 accesses (door panels) without switching units.**
- Adjustable pan and tilt CCD b/w or color camera with electronic iris and light emitters for night vision.
- Sound module with independent door panel and monitor adjusting level volume.
- Acoustic acknowledgement signal confirming that the call is in progress or the system is busy.
- Handset hang recognition which removes busy channel fixed times.

The **necessary components** for a system of these characteristics are:

- Select a door panel according to the camera type (b/w or color) and to the panel colour (grey or brown) required.
- Use “Vista Plus” monitors with the corresponding wall mounting connector. See chapter 06. Allow the connection of one T-730/R5 additional telephone (page 139). One additional monitor can be also used by adding a FA-Plus/C extra power supply.
- Use a FA-Plus/C power supply (page 175) for each panel on the installation.

The system operates with **either 12Va.c. or d.c. lock releases** (pages 177 to 180).

The necessary components to configure a system of these characteristics, with the exception of the lock release, are availables in kits (page 20).



PVS-815/R5 AL

11739515

B/W video panel in grey colour.

- 1 push button.
- Includes M embedding box.
- Dimensions: 144(W) x 144(H) mm.



PVS-815/R5 AL Color

11739516

Color video panel in grey colour.

- 1 push button.
- Includes M embedding box.
- Dimensions: 144(W) x 144(H) mm.



ma Available in brown colour. Refer to the references index.

Accessories (page 65): **M · VIS-295/AL · VIS-295/MA · MP/AL · MP-VIS/AL · MP-VIS/MA**
 Installation diagram is shown on page 192

Characteristics

The main **mechanical features** of vandal resistant video panels for villas are:

- Vandal resistant (IK-09)** and weatherproof (**IP-44**) door panel.
- Curved front of 2.5mm. thick injected aluminium in grey or brown colour.
- 4mm. thick polycarbonate camera window.
- Doble walled sound grille that prevents access to the sound circuit.
- Security screws with special key.
- Stainless steel push buttons flushed with the panel and electrically isolated.

Dimensions:

- External: 144(W) x 144(H) mm.
- Embedded: 131(W) x 131(H) x 45(D) mm.

The main **electronic features** of these panels with “Plus” digital installation are:

- Two types of digital installation selectable at the door panel: 3 wires + coaxial cable or 4 wires + twisted pair.
- Unlimited number of accesses (door panels) without switching units.**
- Adjustable pan and tilt CCD b/w or color camera with electronic iris and light emitters for night vision.
- Sound module with independent door panel and monitor adjusting level volume.
- Acoustic acknowledgement signal confirming that the call is in progress or the system is busy.
- Handset hang recognition which removes busy channel fixed times.

The **necessary components** for a system of these characteristics are:

- Select a door panel according to the camera type (b/w or color) and to the panel colour (grey or brown) required.
- Use “Plus” or “Uno” monitors with the corresponding wall mounting connector. In case of twisted pair installation, an EL562 video receiver must be used on each monitor. See chapter 06.
- The maximum number of units inside the same apartment without additional power supplies, is three.**
- Use a FA-805 power supply (page 175) for each panel on the installation.

The system operates with **12Vd.c. lock releases** (page 180).

The necessary components to configure a system of these characteristics, with the exception of the lock release, are availables in kits (page 21).



PVS-295SE/AL

11739505

B/W video panel in grey colour.

1 push button.
Includes M embedding box.
Dimensions: 144(W) x 144(H) mm.




PVS-295SE/AL Color

11739506

Color video panel in grey colour.

1 push button.
Includes M embedding box.
Dimensions: 144(W) x 144(H) mm.



 Available in brown colour. Refer to the references index.

Accessories (page 65): **M · VIS-295/AL · VIS-295/MA · MP/AL · MP-VIS/AL · MP-VIS/MA**
Installation diagrams are shown on pages 192 and 193



Characteristics

The main **mechanical features** of vandal resistant audio panels for buildings are:

- Curved front of 2.5mm. thick injected aluminium in brown colour.
- 4mm. thick polycarbonate card holding window.
- Doble walled sound grille that prevents access to the sound circuit.
- Security screws with special key.
- Metal push buttons flushed with the panel and electrically isolated.

Dimensions:

- External: 144(W) x 240(H) mm.
- Embedded: 139(W) x 234(H) x 58(D) mm.

The main **electronic features** of these panels with 4+'n' installation are:

For systems with one access door panel only.

- Sound module with independent door panel and telephone adjusting level volume.
- Electronic call with acoustic acknowledgement signal at the door panel.
- Steady illumination at the door panel.

The **necessary components** for a system of these characteristics are:

- Select a PE-295 audio module that contains the necessary electronics and push buttons. Add CA-295 push buttons modules (page 57) until having the desired number of push buttons. Use UC cable tunnel (page 66) to attach the embedding boxes (included in the modules).
- Use electronic call telephones with 4+'n' installation (pages 136, 143 and 144). The maximum number of telephones inside the same apartment is three.
- The system operates a 12Va.c., being necessary a TF-104 transformer (page 174).

Use a **12Vc.a. lock release** (pages 177 to 180).

The necessary components to configure a system of these characteristics, with the exception of the lock release, are availables in kits (page 15).



PE-295/3

11229523

Audio module.

- 3 push buttons.
- Includes CEV-295 embedding box.
- Dimensions: 144(W) x 240(H) mm.



PE-295/4

11229524

Audio module.

- 4 push buttons.
- Includes CEV-295 embedding box.
- Dimensions: 144(W) x 240(H) mm.





PE-295/6

11229526

Audio module.

6 push buttons.
Includes CEV-295 embedding box.
Dimensions: 144(W) x 240(H) mm.



PE-295/8

11229528

Audio module.

8 push buttons.
Includes CEV-295 embedding box.
Dimensions: 144(W) x 240(H) mm.



CA-295/6

11229586

Push buttons module.

6 push buttons.
Includes CEV-295 embedding box.
Dimensions: 144(W) x 240(H) mm.



CA-295/8

11229588

Push buttons module.

8 push buttons.
Includes CEV-295 embedding box.
Dimensions: 144(W) x 240(H) mm.





Characteristics

The components of audio and video systems with “Plus” digital installation are fully compatible, allowing **any type of combination without switching units**: audio with video door panels (both Stadio Plus and vandal resistant), telephones with monitors, ...

The main **mechanical features** of vandal resistant audio coded panels for buildings are:

- Curved front of 2.5mm. thick injected aluminium in brown colour.
- 4mm. thick polycarbonate card holding window.
- Doble walled sound grille that prevents access to the sound circuit.
- Security screws with special key.
- Vandal resistant piezoelectric keypad of 4mm. aluminium thick.
- 2 x 16 bias lighted LCD display with 6mm. thick polycarbonate protection.

Dimensions:

- External: 144(W) x 240(H) mm.
- Embedded: 139(W) x 234(H) x 58(D) mm.

The main **electronic features** of these panels with 4 wires digital installation are:

- Sound module with independent door panel and telephone adjusting level volume.
- Privacy on audio and door open progresses.
- Acoustic acknowledgement signal at the door panel confirming the call is in progress or the system is busy. These informations are shown on the display also.
- Handset hang recognition which removes busy channel fixed times.
- d.c. lock releases activation with acoustic acknowledgement signal.
- Easy system programming through the keypad or by using a computer.
- Text edition like a mobile phone keypad.
- Transmission of the repertory content to other door panels or porter’s exchanges through the installation wires.
- Programmable lock release activation time between 0 and 99 seconds.
- Two calling methods: direct entry of the apartment code or by searching the tenant name in the repertory.
- Four codes access control of four digits each. The third code can be temporary disabled. The last code (panic code) sends an alert message to the porter’s exchange.
- Cyclic messages with instructions for use, time, user text (i.e. building or street names) and system status are shown in the display.

Coded panels can be programmed to be used on single buildings with one or several entrances and on main entrances of residential condominiums with several internal buildings.

The **necessary components** for a system of these characteristics are:

- This panel can manage up to 255,000 apartments in a total of 255 buildings with coded door panels (1,000 apartments on each building). In case that the internal buildings have push buttons panels, the maximum number of buildings is reduced to 127, and the number of apartments on each internal building will depend on the selected door panel.
- Select a PE4-295/CODE audio module, which contains the necessary electronics, the coded keypad and the LCD display. Operating instructions and apartment codes are shown on the LCD display; however, these informations can be directly consulted by adding C-295/CODE informative modules. Use UC cable tunnel (page 66) to attach the embedding boxes (included in the modules).
- Use “Plus” or “Uno” telephones. See chapter 06. **The maximum number of units inside the same apartment without additional power supplies, is three.**
- **In case of systems containing “Uno” monitors or telephones**, the maximum number of units is reduced to 200, and the total length of the installation cannot be longer than 200 meters, measured from the door panel to the distant unit. To increase the number of units or to reach longer distances, use RD-Plus/Uno digital repeaters (page 147). In internal door panels of residential complexes, use one repeater on each panel containing “Uno” units.
- Use FA-Plus/C power supply on systems with 20 or less telephones, or a FA-Plus power supply for each group of 50 telephones. Use a FA-Plus/C power supply for slave panels of systems with several access door panels, and on main entrance panels for residential condominiums (page 175).

Use a **12Vd.c. lock release** (page 180).



PE4-295/Code

11329540

Audio module.

Coded keypad and LCD display.
Includes CEV-295 embedding box.
Dimensions: 144(W) x 240(H) mm.



C-295/Code

11329580

Informative module.

To show repertory codes, tenant names and instructions.
Includes CEV-295 embedding box.
Dimensions: 144(W) x 240(H) mm.





Characteristics

The components of audio and video systems with “Plus” digital installation are fully compatible, allowing **any type of combination without switching units**: audio with video door panels (both Stadio Plus and vandal resistant), telephones with monitors, ...

The main **mechanical features** of vandal resistant video panels for buildings are:

- Curved front of 2.5mm. thick injected aluminium in brown colour.
- 4mm. thick polycarbonate card holding and camera windows.
- Doble walled sound grille that prevents access to the sound circuit.
- Security screws with special key.
- Metal push buttons flushed with the panel and electrically isolated.

Dimensions:

- External: 144(W) x 240(H) mm.
- Embedded: 139(W) x 234(H) x 58(D) mm.

The main **electronic features** of these panels with 3 wires + coaxial cable or 4 wires + twisted pair digital installation are:

- Adjustable pan CCD b/w camera with electronic iris and light emitters for night vision.
- Input for EL560 video transmitter module which allows the transmission of the video signal over a twisted pair instead of a coaxial cable.
- Sound module with independent door panel and monitor adjusting level volume.
- Privacy on audio, video and door open progresses.
- Acoustic acknowledgement signal at the door panel confirming the call is in progress or the system is busy.
- Handset hang recognition which removes busy channel fixed times.
- d.c. lock releases activation with acoustic acknowledgement signal.
- Steady illumination at the door panel.

The **necessary components** for a system of these characteristics are:

- These panels allow configurations of **up to 24 push buttons**; in case of a higher number of apartments “Stadio” push buttons panels or coded panels can be used.
- Select a PV-295 video module (page 61) that contains the necessary electronics and push buttons. Use an EL560 video transmitter module (page 62) for 4 wires + twisted pair installations. Add CD-295 push buttons modules until having the desired number of push buttons. Use UC cable tunnel (page 66) to attach the embedding boxes (included in the modules).
- Use “Plus” or “Uno” monitors with the corresponding wall mounting connector. In case of twisted pair installation, an EL562 video receiver must be used on each monitor. See chapter 06. **The maximum number of units inside the same apartment without additional power supplies, is three.**
- **In case of systems containing “Uno” monitors or telephones**, the maximum number of units is reduced to 200, and the total length of the installation cannot be longer than 200 meters, measured from the door panel to the distant unit. To increase the number of units or to reach longer distances, use RD-Plus/Uno digital repeaters (page 170). In internal door panels of residential complexes, use one repeater on each panel containing “Uno” units.
- Use FA-Plus/C power supply on systems with 10 or less monitors, or a FA-Plus power supply for each group of 50 telephones. Use a FA-Plus/C power supply for slave panels of systems with several access door panels (page 175).

Use a **12Vd.c. lock release** (page 180).

Video systems

“Plus” 3 + coaxial digital installation ▲

4 + twisted pair ▲

Vandal resistant panel for buildings



PV-295/3

11729523

B/W video module.

3 push buttons.
Includes CEV-295 embedding box.
Dimensions: 144(W) x 240(H) mm.



PV-295/4

11729524

B/W video module.

4 push buttons.
Includes CEV-295 embedding box.
Dimensions: 144(W) x 240(H) mm.



PV-295/6

11729526

B/W video module.

6 push buttons.
Includes CEV-295 embedding box.
Dimensions: 144(W) x 240(H) mm.



PV-295/8

11729528

B/W video module.

8 push buttons.
Includes CEV-295 embedding box.
Dimensions: 144(W) x 240(H) mm.





CD-295/6

11329586

Push buttons module.

6 push buttons.
 Includes CEV-295 embedding box.
 Dimensions: 144(W) x 240(H) mm.



CD-295/8

11329588

Push buttons module.

8 push buttons.
 Includes CEV-295 embedding box.
 Dimensions: 144(W) x 240(H) mm.



EL560

11780560

Video transmitter module.

For video modules.
 Video signal over twisted pair.



Coded video systems

“Plus” 3 + coaxial digital installation ▲

4 + twisted pair ▲

Vandal resistant panel for buildings

Characteristics

The components of audio and video systems with “Plus” digital installation are fully compatible, allowing **any type of combination without switching units**: audio with video door panels (both Stadio Plus and vandal resistant), telephones with monitors, ...

The main **mechanical features** of vandal resistant audio coded panels for buildings are:

- Curved front of 2.5mm. thick injected aluminium in brown colour.
- 4mm. thick polycarbonate camera window.
- Doble walled sound grille that prevents access to the sound circuit.
- Security screws with special key.
- Vandal resistant piezoelectric keypad of 4mm. aluminium thick.
- 2 x 16 bias lighted LCD display with 6mm. thick polycarbonate protection.

Dimensions:

- External: 144(W) x 240(H) mm.
- Embedded: 139(W) x 234(H) x 58(D) mm.

The main **electronic features** of these panels with 3 wires + coaxial cable or 4 wires + twisted pair digital installation are:

- Adjustable pan CCD b/w or color camera with electronic iris and light emitters for night vision.
- Input for EL560 video transmitter module which allows the transmission of the video signal over a twisted pair instead of a coaxial cable.
- Sound module with independent door panel and monitor adjusting level volume.
- Privacy on audio, video and door open progresses.
- Acoustic acknowledgement signal at the door panel confirming the call is in progress or the system is busy. These informations are shown on the display also.
- Handset hang recognition which removes busy channel fixed times.
- d.c. lock releases activation with acoustic acknowledgement signal.
- Easy system programming through the keypad or by using a computer.
- Text edition like a mobile phone keypad.
- Transmission of the repertory content to other door panels or porter’s exchanges through the installation wires.
- Programmable lock release activation time between 0 and 99 seconds.
- Two calling methods: direct entry of the apartment code or by searching the tenant name in the repertory.
- Four codes access control of four digits each. The third code can be temporary disabled. The last code (panic code) sends an alert message to the porter’s exchange.
- Cyclic messages with instructions for use, time, user text (i.e. building or street names) and system status are shown in the display.

Coded panels can be programmed to be used on single buildings with one or several entrances and on main entrances of residential condominiums with several internal buildings.

The **necessary components** for a system of these characteristics are:

- This panel can manage of up to 255,000 apartments in a total of 255 buildings with coded door panels (1,000 apartments on each building). In case that the internal buildings have push buttons panels, the maximum number of buildings is reduced to 127, and the number of apartments on each internal building will depend on the selected door panel.
- Select a PV-295/CODE video module, which contains the necessary electronics, the coded keypad and the LCD display. Use an EL560 video transmitter module (page 64) for 4 wires + twisted pair installations. Operating instructions and apartment codes are shown on the LCD display; however, these informations can be directly consulted by adding C-295/CODE informative modules. Use UC cable tunnel (page 66) to attach the embedding boxes (included in the modules).
- Use “Plus” or “Uno” monitors with the corresponding wall mounting connector. In case of twisted pair installation, an EL562 video receiver must be used on each monitor. See chapter 06.

The maximum number of units inside the same apartment without additional power supplies, is three.





- In case of systems containing “Uno” monitors or telephones, the maximum number of units is reduced to 200, and the total length of the installation cannot be longer than 200 meters, measured from the door panel to the distant unit. To increase the number of units or to reach longer distances, use RD-Plus/Uno digital repeaters (page 170). In internal door panels of residential complexes, use one repeater on each panel containing “Uno” units.
- Use FA-Plus/C power supply on systems with 10 or less monitors, or a FA-Plus power supply for each group of 50 monitors. Use a FA-Plus/C power supply for slave panels of systems with several access door panels, and on main entrance panels for residential condominiums (page 175).

Use a **12Vd.c. lock release** (page 180).



PV-295/Code

11729520

B/W video module.

Coded keypad and LCD display.
Includes CEV-295 embedding box.
Dimensions: 144(W) x 240(H) mm.



PV-295/Code Color

11729521

Color video module.

Same characteristics than PV-295/CODE video module.



C-295/Code

11329580

Informative module.

To show repertory codes, tenant names and instructions.
Includes CEV-295 embedding box.
Dimensions: 144(W) x 240(H) mm.



EL560

11780560

Video transmitter module.

For video modules.
Video signal over twisted pair.





M

11290290

Embedding box.

Included with villa panels.
Dimensions: 131(W) x 131(H) x 45(D) mm.



VIS-295/AL

11290499

Rain shield.

For embedded villa panels. Grey colour.



MP/AL

11229509

Surface box.

For villa panels. Grey colour.
Embedding box is required.
Dimensions: 144(W) x 144(H) x 45(D) mm.



MP-VIS/AL

11290496

Surface box with integrated rain shield.

For villa panels.
Manufactured in injected aluminium in grey colour.
Weatherproof and vandal resistant.
Does not use embedding box.
32 mm. depth only.





CEV-295

11259908

Embedding box.

Included with building panels.
Dimensions: 139(W) x 234(H) x 58(D) mm.



UC

11259990

Cable tunnel.

For attachment of two embedding boxes for buildings.



VIS-295/1M

11229591

Rain shield.

For 1 module building panels.



VIS-295/2M

11229592


Rain shield.

For 2 modules building panels.



04

Creating new trends





NEXA

NEXA



NOUVOU. NOUVEAU.
New
NOVEDAD. NEU.

NEXA 90 cs

Characteristics

The main **mechanical features** of the Nexa panels are:

- Front of 1.8mm. thick anodized extruded aluminium.
- Wall frame where electronic modules are to be inserted.
- Informative / camera window manufactured in polycarbonate.
- Interchangeable single or double push buttons with stainless steel cover.
- Steady illumination at the door panel through white leds.
- Closing heads and lateral profiles.

Two series of Nexa panel are available depending on the scope:

Nexa 90, for new systems or replacement of existing panels of 90 Series, and **Nexa 60**, for replacement of 60 Series panels only.

To configure a panel for a **new system**:

- In case of audio systems for villas, use one **Nexa 90CS** audio module and one CEA-90C embedding box.
 - For the rest of systems use **Nexa 90C** or **Nexa 90** main modules according to the required number of push buttons.
 - Add push buttons modules if more push buttons are required than contained in the main module, always using same Series modules.
 - Order as many embedding boxes as modules the panel has, using UC cable tunnels to attach them.
- Nexa 90C** modules use CEV-90C embedding box, while **Nexa 90** modules use CEV-90.


To **replace** an existing panel from 90 Series:

- Choose an equivalent module to the existing ones from **Nexa 90CS**, **Nexa 90C** y **Nexa 90** modules. The new panel will use the existing embedding boxes.

To **replace** an existing panel from 60 Series:

- Measure the height of the existing panel. In case of panels of 320mm., select an equivalent module to the existing one from **Nexa 60C** modules; in case of panels of 390mm., select an equivalent from **Nexa 60L** modules. The new panel will use the existing embedding boxes.

Once the mechanical configuration has been finished, **complete the door panel with electronic modules**, which will depend on the installation type (page 94).



N2101/90CS

11882101

Main module with single push button.

1 push button.
Does not require push buttons electronic module.
For audio systems with 4+n installation only.
Includes closing heads, lateral profiles and wall frame.
Dimensions: 128(W) x 173(H) mm.



N2202/90CS

11882202

Main module with double push button.

2 push buttons.
Does not require push buttons electronic module.
For audio systems with 4+n installation only.
Includes closing heads, lateral profiles and wall frame.
Dimensions: 128(W) x 173(H) mm.

NEXA⁹⁰

Nexa 90C
For new systems and 90 Series replacement
Mechanical composition



N1101/90C

11841101

Main module with single push button.

1 push button.
Includes closing heads, lateral profiles and wall frame.
Requires 1 push buttons electronic module.
Dimensions: 128(W) x 268(H) mm.



N1102/90C

11841102

Main module with single push button.

2 push buttons.
Includes closing heads, lateral profiles and wall frame.
Requires 1 push buttons electronic module.
Dimensions: 128(W) x 268(H) mm.



N1103/90C

11841103

Main module with single push button.

3 push buttons.
Includes closing heads, lateral profiles and wall frame.
Requires 1 push buttons electronic module.
Dimensions: 128(W) x 268(H) mm.



N1104/90C

11841104

Main module with single push button.

4 push buttons.
Includes closing heads, lateral profiles and wall frame.
Requires 1 push buttons electronic module.
Dimensions: 128(W) x 268(H) mm.

NOUVEAU
New
NOVEDAD
NEXA 90C



N1105/90C

11841105

Main module with single push button.

5 push buttons.
 Includes closing heads, lateral profiles and wall frame.
 Requires 1 push buttons electronic module.
 Dimensions: 128(W) x 268(H) mm.



N1106/90C

11841106

Main module with single push button.

6 push buttons.
 Includes closing heads, lateral profiles and wall frame.
 Requires 1 push buttons electronic module.
 Dimensions: 128(W) x 268(H) mm.



N1206/90C

11841206

Main module with double push button.

6 push buttons.
 Includes closing heads, lateral profiles and wall frame.
 Requires 1 push buttons electronic module.
 Dimensions: 128(W) x 268(H) mm.



N1208/90C

11841208

Main module with double push button.

8 push buttons.
 Includes closing heads, lateral profiles and wall frame.
 Requires 1 push buttons electronic module.
 Dimensions: 128(W) x 268(H) mm.

NEXA⁹⁰

Nexa 90C
For new systems and 90 Series replacement
Mechanical composition



N1210/90C

11841210

Main module with double push button.

10 push buttons.
Includes closing heads, lateral profiles and wall frame.
Requires 1 push buttons electronic module.
Dimensions: 128(W) x 268(H) mm.



N1212/90C

11841212

Main module with double push button.

12 push buttons.
Includes closing heads, lateral profiles and wall frame.
Requires 1 push buttons electronic module.
Dimensions: 128(W) x 268(H) mm.



N3105/90C

11843105

Single push buttons module.

5 push buttons.
Includes closing heads, central profile and wall frame.
Requires 1 push buttons electronic module.
Dimensions: 100(W) x 268(H) mm.



N3106/90C

11843106

Single push buttons module.

6 push buttons.
Includes closing heads, central profile and wall frame.
Requires 2 push buttons electronic modules.
Dimensions: 100(W) x 268(H) mm.

NEXA⁹⁰C





N3107/90C 11843107

Single push buttons module.


7 push buttons.
 Includes closing heads, central profile and wall frame.
 Requires 2 push buttons electronic modules.
 Dimensions: 100(W) x 268(H) mm.



N3108/90C 11843108

Single push buttons module.

8 push buttons.
 Includes closing heads, central profile and wall frame.
 Requires 2 push buttons electronic modules.
 Dimensions: 100(W) x 268(H) mm.



N3109/90C 11843109

Single push buttons module.

9 push buttons.
 Includes closing heads, central profile and wall frame.
 Requires 2 push buttons electronic modules.
 Dimensions: 100(W) x 268(H) mm.



N3110/90C 11843110

Single push buttons module.

10 push buttons.
 Includes closing heads, central profile and wall frame.
 Requires 2 push buttons electronic modules.
 Dimensions: 100(W) x 268(H) mm.

NEXA⁹⁰

Nexa 90C
For new systems and 90 Series replacement
Mechanical composition



N3210/90C

11843210

Double push buttons module.

10 push buttons.
Includes closing heads, central profile and wall frame.
Requires 1 push buttons electronic module.
Dimensions: 100(W) x 268(H) mm.



N3212/90C

11843212

Double push buttons module.

12 push buttons.
Includes closing heads, central profile and wall frame.
Requires 2 push buttons electronic modules.
Dimensions: 100(W) x 268(H) mm.



N3214/90C

11843214

Double push buttons module.

14 push buttons.
Includes closing heads, central profile and wall frame.
Requires 2 push buttons electronic modules.
Dimensions: 100(W) x 268(H) mm.




N3216/90C

11843216

Double push buttons module.

16 push buttons.
Includes closing heads, central profile and wall frame.
Requires 2 push buttons electronic modules.
Dimensions: 100(W) x 268(H) mm.





N3218/90C

11843218

Double push buttons module.

18 push buttons.
Includes closing heads, central profile and wall frame.
Requires 2 push buttons electronic modules.
Dimensions: 100(W) x 268(H) mm.



N3220/90C

11843220

Double push buttons module.

20 push buttons.
Includes closing heads, central profile and wall frame.
Requires 2 push buttons electronic modules.
Dimensions: 100(W) x 268(H) mm.

NEXA⁹⁰

Nexa 90
For new systems and 90 Series replacement
Mechanical composition



N1000/90

11891000

Main module.

Without push buttons.
Includes closing heads, lateral profiles and wall frame.
Dimensions: 128(W) x 358(H) mm.



N1103/90

11891103

Main module with single push button.

3 push buttons.
Includes closing heads, lateral profiles and wall frame.
Requires 1 push buttons electronic module.
Dimensions: 128(W) x 358(H) mm.



N1104/90

11891104

Main module with single push button.

4 push buttons.
Includes closing heads, lateral profiles and wall frame.
Requires 1 push buttons electronic module.
Dimensions: 128(W) x 358(H) mm.

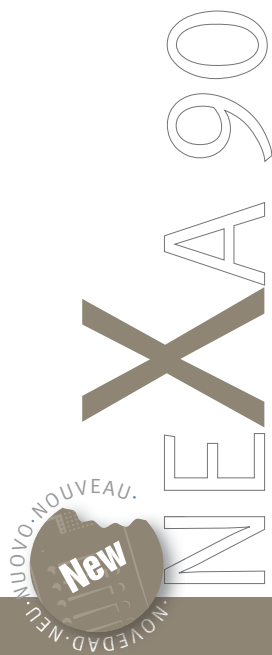


N1105/90

11891105

Main module with single push button.

5 push buttons.
Includes closing heads, lateral profiles and wall frame.
Requires 1 push buttons electronic module.
Dimensions: 128(W) x 358(H) mm.





N1106/90 11891106

Main module with single push button.

6 push buttons.
 Includes closing heads, lateral profiles and wall frame.
 Requires 2 push buttons electronic modules.
 Dimensions: 128(W) x 358(H) mm.



N1107/90 11891107

Main module with single push button.

7 push buttons.
 Includes closing heads, lateral profiles and wall frame.
 Requires 2 push buttons electronic modules.
 Dimensions: 128(W) x 358(H) mm.



N1108/90 11891108

Main module with single push button.

8 push buttons.
 Includes closing heads, lateral profiles and wall frame.
 Requires 2 push buttons electronic modules.
 Dimensions: 128(W) x 358(H) mm.



N1109/90 11891109

Main module with single push button.

9 push buttons.
 Includes closing heads, lateral profiles and wall frame.
 Requires 2 push buttons electronic modules.
 Dimensions: 128(W) x 358(H) mm.

NEXA⁹⁰

Nexa 90
For new systems and 90 Series replacement
Mechanical composition



N1110/90

11891110

Main module with single push button.

10 push buttons.
Includes closing heads, lateral profiles and wall frame.
Requires 2 push buttons electronic modules.
Dimensions: 128(W) x 358(H) mm.



N1111/90

11891111

Main module with single push button.

11 push buttons.
Includes closing heads, lateral profiles and wall frame.
Requires 2 push buttons electronic modules.
Dimensions: 128(W) x 358(H) mm.



N1212/90

11891212

Main module with double push button.

12 push buttons.
Includes closing heads, lateral profiles and wall frame.
Requires 2 push buttons electronic modules.
Dimensions: 128(W) x 358(H) mm.



N1214/90

11891214

Main module with double push button.

14 push buttons.
Includes closing heads, lateral profiles and wall frame.
Requires 2 push buttons electronic modules.
Dimensions: 128(W) x 358(H) mm.

NEXA⁹⁰





N1216/90 11891216

Main module with double push button.

16 push buttons.
 Includes closing heads, lateral profiles and wall frame.
 Requires 2 push buttons electronic modules.
 Dimensions: 128(W) x 358(H) mm.



N1218/90 11891218

Main module with double push button.

18 push buttons.
 Includes closing heads, lateral profiles and wall frame.
 Requires 2 push buttons electronic modules.
 Dimensions: 128(W) x 358(H) mm.



N1220/90 11891220

Main module with double push button.

20 push buttons.
 Includes closing heads, lateral profiles and wall frame.
 Requires 2 push buttons electronic modules.
 Dimensions: 128(W) x 358(H) mm.



N1222/90 11891222

Main module with double push button.

22 push buttons.
 Includes closing heads, lateral profiles and wall frame.
 Requires 2 push buttons electronic modules.
 Dimensions: 128(W) x 358(H) mm.

NEXA⁹⁰

Nexa 90
For new systems and 90 Series replacement
Mechanical composition



N3106/90

11893106

Single push buttons module.

6 push buttons.
Includes closing heads, central profile and wall frame.
Requires 2 push buttons electronic modules.
Dimensions: 100(W) x 358(H) mm.

N3107/90

11893107

Single push buttons module.

7 push buttons.
Includes closing heads, central profile and wall frame.
Requires 2 push buttons electronic modules.
Dimensions: 100(W) x 358(H) mm.

N3108/90

11893108

Single push buttons module.

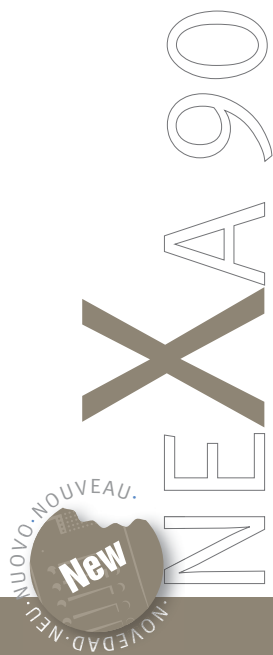
8 push buttons.
Includes closing heads, central profile and wall frame.
Requires 2 push buttons electronic modules.
Dimensions: 100(W) x 358(H) mm.

N3109/90

11893109

Single push buttons module.

9 push buttons.
Includes closing heads, central profile and wall frame.
Requires 2 push buttons electronic modules.
Dimensions: 100(W) x 358(H) mm.





N3110/90 11893110

Single push buttons module.


10 push buttons.
 Includes closing heads, central profile and wall frame.
 Requires 2 push buttons electronic modules.
 Dimensions: 100(W) x 358(H) mm.



N3111/90 11893111

Single push buttons module.

11 push buttons.
 Includes closing heads, central profile and wall frame.
 Requires 3 push buttons electronic modules.
 Dimensions: 100(W) x 358(H) mm.



N3112/90 11893112

Single push buttons module.

12 push buttons.
 Includes closing heads, central profile and wall frame.
 Requires 3 push buttons electronic modules.
 Dimensions: 100(W) x 358(H) mm.



N3113/90 11893113

Single push buttons module.

13 push buttons.
 Includes closing heads, central profile and wall frame.
 Requires 3 push buttons electronic modules.
 Dimensions: 100(W) x 358(H) mm.

NEXA⁹⁰

Nexa 90
For new systems and 90 Series replacement
Mechanical composition



N3114/90

11893114

Single push buttons module.

14 push buttons.
Includes closing heads, central profile and wall frame.
Requires 3 push buttons electronic modules.
Dimensions: 100(W) x 358(H) mm.

N3115/90

11893115

Single push buttons module.

15 push buttons.
Includes closing heads, central profile and wall frame.
Requires 3 push buttons electronic modules.
Dimensions: 100(W) x 358(H) mm.

N3212/90

11893212

Double push buttons module.

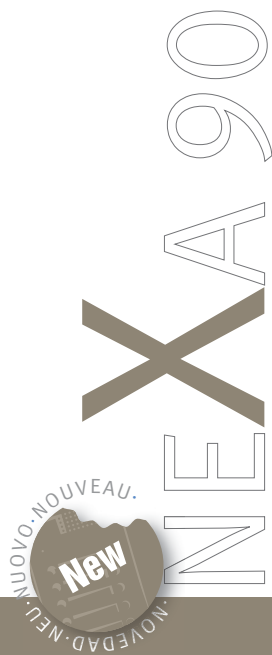
12 push buttons.
Includes closing heads, central profile and wall frame.
Requires 2 push buttons electronic modules.
Dimensions: 100(W) x 358(H) mm.

N3214/90

11893214

Double push buttons module.

14 push buttons.
Includes closing heads, central profile and wall frame.
Requires 2 push buttons electronic modules.
Dimensions: 100(W) x 358(H) mm.





N3216/90 11893216

Double push buttons module.

16 push buttons.
 Includes closing heads, central profile and wall frame.
 Requires 2 push buttons electronic modules.
 Dimensions: 100(W) x 358(H) mm.



N3218/90 11893218

Double push buttons module.

18 push buttons.
 Includes closing heads, central profile and wall frame.
 Requires 2 push buttons electronic modules.
 Dimensions: 100(W) x 358(H) mm.



N3220/90 11893220

Double push buttons module.

20 push buttons.
 Includes closing heads, central profile and wall frame.
 Requires 2 push buttons electronic modules.
 Dimensions: 100(W) x 358(H) mm.



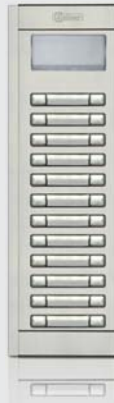
N3222/90 11893222

Double push buttons module.

22 push buttons.
 Includes closing heads, central profile and wall frame.
 Requires 3 push buttons electronic modules.
 Dimensions: 100(W) x 358(H) mm.

NEXA 90/60

Nexa 90
For new systems and 90 Series replacement
Mechanical composition



N3224/90

11893224

Double push buttons module.

24 push buttons.
Includes closing heads, central profile and wall frame.
Requires 3 push buttons electronic modules.
Dimensions: 100(W) x 358(H) mm.




N3226/90

11893226

Double push buttons module.

26 push buttons.
Includes closing heads, central profile and wall frame.
Requires 3 push buttons electronic modules.
Dimensions: 100(W) x 358(H) mm.




N3228/90

11893228

Double push buttons module.

28 push buttons.
Includes closing heads, central profile and wall frame.
Requires 3 push buttons electronic modules.
Dimensions: 100(W) x 358(H) mm.



N3230/90

11893230

Double push buttons module.

30 push buttons.
Includes closing heads, central profile and wall frame.
Requires 3 push buttons electronic modules.
Dimensions: 100(W) x 358(H) mm.

NEXA 90/60 c





N1000/60C 11861000

Main module.

Without push buttons.
Includes closing heads, lateral profiles and wall frame.
Dimensions: 113(W) x 335(H) mm.



N1102/60C 11861102

Main module with single push button.

2 push buttons.
Includes closing heads, lateral profiles and wall frame.
Requires 1 push buttons electronic module.
Dimensions: 113(W) x 335(H) mm.



N1103/60C 11861103

Main module with single push button.

3 push buttons.
Includes closing heads, lateral profiles and wall frame.
Requires 1 push buttons electronic module.
Dimensions: 113(W) x 335(H) mm.



N1104/60C 11861104

Main module with single push button.

4 push buttons.
Includes closing heads, lateral profiles and wall frame.
Requires 1 push buttons electronic module.
Dimensions: 113(W) x 335(H) mm.

NEXA⁶⁰

Nexa 60C
For 60 Series replacement
Mechanical composition



N1206/60C

11861206

Main module with double push button.

6 push buttons.
Includes closing heads, lateral profiles and wall frame.
Requires 1 push buttons electronic module.
Dimensions: 113(W) x 335(H) mm.

N1208/60C

11861208

Main module with double push button.

8 push buttons.
Includes closing heads, lateral profiles and wall frame.
Requires 1 push buttons electronic module.
Dimensions: 113(W) x 335(H) mm.

N3108/60C

11863108

Single push buttons module.

8 push buttons.
Includes closing heads, lateral profiles and wall frame.
Requires 2 push buttons electronic modules.
Dimensions: 113(W) x 335(H) mm.

N3109/60C

11863109

Single push buttons module.

9 push buttons.
Includes closing heads, lateral profiles and wall frame.
Requires 2 push buttons electronic modules.
Dimensions: 113(W) x 335(H) mm.





N3110/60C 11863110

Single push buttons module.

10 push buttons.
Includes closing heads, lateral profiles and wall frame.
Requires 2 push buttons electronic modules.
Dimensions: 113(W) x 335(H) mm.



N3216/60C 11863216

Double push buttons module.

16 push buttons.
Includes closing heads, lateral profiles and wall frame.
Requires 2 push buttons electronic modules.
Dimensions: 113(W) x 335(H) mm.



N3218/60C 11863218

Double push buttons module.

18 push buttons.
Includes closing heads, lateral profiles and wall frame.
Requires 2 push buttons electronic modules.
Dimensions: 113(W) x 335(H) mm.



N3220/60C 11863220

Double push buttons module.

20 push buttons.
Includes closing heads, lateral profiles and wall frame.
Requires 2 push buttons electronic modules.
Dimensions: 113(W) x 335(H) mm.

NEXA⁶⁰

Nexa 60L
For 60 Series replacement
Mechanical composition



N1000/60L 11861001

Main module.

Without push buttons.
Includes closing heads, lateral profiles and wall frame.
Dimensions: 113(W) x 405(H) mm.

N1105/60L 11861105

Main module with single push button.

5 push buttons.
Includes closing heads, lateral profiles and wall frame.
Requires 1 push buttons electronic module.
Dimensions: 113(W) x 405(H) mm.

N1106/60L 11861106

Main module with single push button.

6 push buttons.
Includes closing heads, lateral profiles and wall frame.
Requires 2 push buttons electronic modules.
Dimensions: 113(W) x 405(H) mm.

N1107/60L 11861107

Main module with single push button.

7 push buttons.
Includes closing heads, lateral profiles and wall frame.
Requires 2 push buttons electronic modules.
Dimensions: 113(W) x 405(H) mm.





N1210/60L 11861210

Main module with double push button.

10 push buttons.
Includes closing heads, lateral profiles and wall frame.
Requires 1 push buttons electronic module.
Dimensions: 113(W) x 405(H) mm.



N1212/60L 11861212

Main module with double push button.

12 push buttons.
Includes closing heads, lateral profiles and wall frame.
Requires 2 push buttons electronic modules.
Dimensions: 113(W) x 405(H) mm.



N1214/60L 11861214

Main module with double push button.

14 push buttons.
Includes closing heads, lateral profiles and wall frame.
Requires 2 push buttons electronic modules.
Dimensions: 113(W) x 405(H) mm.



N3111/60L 11863111

Single push buttons module.

11 push buttons.
Includes closing heads, lateral profiles and wall frame.
Requires 3 push buttons electronic modules.
Dimensions: 113(W) x 405(H) mm.

NEXA⁶⁰

Nexa 60L
For 60 Series replacement
Mechanical composition



N3112/60L

11863112

Single push buttons module.

12 push buttons.
Includes closing heads, lateral profiles and wall frame.
Requires 3 push buttons electronic modules.
Dimensions: 113(W) x 405(H) mm.



N3113/60L

11863113

Single push buttons module.

13 push buttons.
Includes closing heads, lateral profiles and wall frame.
Requires 3 push buttons electronic modules.
Dimensions: 113(W) x 405(H) mm.



N3222/60L

11863222

Double push buttons module.

22 push buttons.
Includes closing heads, lateral profiles and wall frame.
Requires 3 push buttons electronic modules.
Dimensions: 113(W) x 405(H) mm.



N3224/60L

11863224

Double push buttons module.

24 push buttons.
Includes closing heads, lateral profiles and wall frame.
Requires 3 push buttons electronic modules.
Dimensions: 113(W) x 405(H) mm.





N3226/60L

11863226

Double push buttons module.

26 push buttons.

Includes closing heads, lateral profiles and wall frame.

Requires 3 push buttons electronic modules.

Dimensions: 113(W) x 405(H) mm.


The main **electronic features** of the 4+n installation modules for systems with one access door (panel) are:

- Sound module with independent door panel and telephone adjusting level volume.
- Electronic or buzzer call with acoustic acknowledgement signal at the door panel.
- Push buttons electronic module for 5 apartments, when using single push button, or 10 apartments when using double push button.
- These modules are linked using small flat cables.

The **necessary components** for a system of these characteristics are:

- Use an EL655 sound module.
- Order as many EL610A push buttons electronic modules as described on the description of the panels to be used. In case of panels with more than one embedding box, use one RAP-610A link cable for each additional embedding box.
- Use electronic or buzzer telephones with 4+'n' installation (pages 136, 143 and 144) according to the sound module call type. The maximum number of telephones inside the same apartment is three.
- The system operates a 12Va.c., being necessary a TF-104 transformer (page 174).

Use a **12Vc.a. lock release** (pages 177 to 180).




EL655

11818655

Sound module.

For systems with 1 access.
Selectable electronic or buzzer call types.



EL610A

11818610

Push buttons electronic module.

For 5 single push buttons or 10 double push buttons.
Includes link cable.



RAP-610A

11895610

Analog link cable.

To link 2 units of EL610A modules from different embedding boxes.





CEA-90C 11259900

Embedding box.

For Nexa 90CS panels.
Dimensions: 99(W) x 143(H) x 40(D) mm.



CEV-90C 11259902

Embedding box.

For Nexa 90C panels.
Dimensions: 99(W) x 250(H) x 56(D) mm.



CEV-90 11259906

Embedding box.

For Nexa 90 panels.
Dimensions: 99(W) x 328(H) x 56(D) mm.



UC 11259990

Cable tunnel.

For attachment of 2 embedding boxes (CEV-90C and CEV-90).



N621/90C 11840621

Replacement frame.

Covers the existing hole from larger panels.
For 1 module Nexa 90C panels.
Dimensions: 200(W) x 430(H) mm.



N631/90

11890631

Replacement frame.

Covers the existing hole from larger panels.
For 1 module Nexa 90 panels.
Dimensions: 200(W) x 512(H) mm.



N632/90

11890632

Replacement frame.

Covers the existing hole from larger panels.
For 2 modules Nexa 90 panels.
Dimensions: 334(W) x 512(H) mm.



N711/90

11890711

Rain shield.

For Nexa 90CS, Nexa 90C and Nexa 90 panels.
Use one rain shield for each panel module.



N711/60

11860711

Rain shield.

For Nexa 60C and Nexa 60L panels.
Use one rain shield for each panel module.



N881/90CS

11880881

Surface box.

For Nexa 90CS panels.
Does not use embedding box.
Dimensions: 128(W) x 173(H) x 40(D) mm.



N882/90C

11840882

Horizontally linkable surface box.

For Nexa 90C panels.
Does not use embedding box.
Dimensions: 128(W) x 268(H) x 40(D) mm.



N882V/90C

11840883

Set of lateral profiles.

For attachment of N882/90C surface boxes.



N883/90

11890883

Horizontally linkable surface box.

For Nexa 90 panels.
Does not use embedding box.
Dimensions: 128(W) x 358(H) x 40(D) mm.



N883V/90

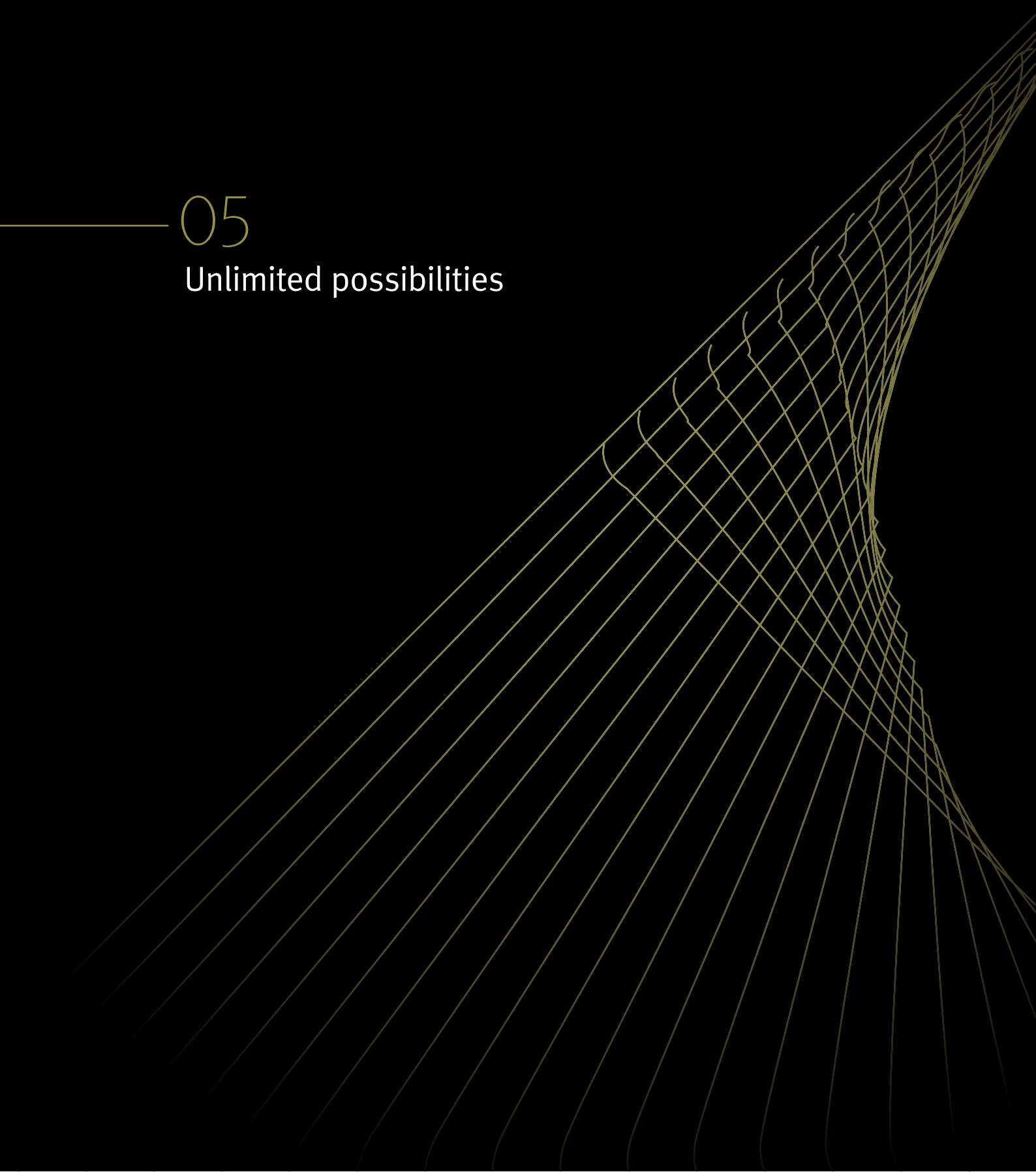
11890884

Set of lateral profiles.

For attachment of N883/90 surface boxes.

05

Unlimited possibilities





Stadio
PLUS



Characteristics

The main **mechanical features** of the Stadio Plus compact size panels are:

- Front of 1.8mm. thick extruded aluminium.
- Selectable door opening direction.
- Polycarbonate camera window (on video modules only).
- Interchangeable single or double push buttons with stainless steel cover.
- Easily seen light button.
- Closing heads.

Dimensions:

- External: 134(W) x 228(H) mm.
- Embedded: 125(W) x 220(H) x 56(D) mm.

Compact size Stadio Plus panels allow to draw **configurations of up to 10 push buttons** as follows:

- Select a 1xxx compact size module for video door panels or a 2xxx compact size module for audio door panels (pages 100 to 103). These modules include 600/AL closing heads.
- CE615 embedding box is required (page 126).

Once the mechanical configuration has been finished, **complete the door panel with electronic modules**, which will depend on the installation type (pages 110 to 122).



2130/AL

11282130

Compact size audio module.

- 3 push buttons.
- Includes 600/AL closing heads.
- Dimensions: 134(W) x 228(H) mm.



2140/AL

11282140

Compact size audio module.

- 4 push buttons.
- Includes 600/AL closing heads.
- Dimensions: 134(W) x 228(H) mm.



2150/AL

11282150

Compact size audio module.

5 push buttons.
Includes 600/AL closing heads.
Dimensions: 134(W) x 228(H) mm.



2260/AL

11282260

Compact size audio module.

6 push buttons.
Includes 600/AL closing heads.
Dimensions: 134(W) x 228(H) mm.



2280/AL

11282280

Compact size audio module.

8 push buttons.
Includes 600/AL closing heads.
Dimensions: 134(W) x 228(H) mm.



2210/AL

11282210

Compact size audio module.

10 push buttons.
Includes 600/AL closing heads.
Dimensions: 134(W) x 228(H) mm.



1121/AL

11781121

Compact size video module.

2 push buttons.
Informative window.
Includes 600/AL closing heads.
Dimensions: 134(W) x 228(H) mm.



1131/AL

11781131

Compact size video module.

3 push buttons.
Informative window.
Includes 600/AL closing heads.
Dimensions: 134(W) x 228(H) mm.



1140/AL

11781140

Compact size video module.

4 push buttons.
Includes 600/AL closing heads.
Dimensions: 134(W) x 228(H) mm.



1150/AL

11781150

Compact size video module.

5 push buttons.
Includes 600/AL closing heads.
Dimensions: 134(W) x 228(H) mm.



1261/AL

11781261

Compact size video module.

6 push buttons.
Informative window.
Includes 600/AL closing heads.
Dimensions: 134(W) x 228(H) mm.



1280/AL

11781280

Compact size video module.

8 push buttons.
Includes 600/AL closing heads.
Dimensions: 134(W) x 228(H) mm.



1210/AL

11781210

Compact size video module.

10 push buttons.
Includes 600/AL closing heads.
Dimensions: 134(W) x 228(H) mm.



Characteristics

The main **mechanical features** of the Stadio Plus modular panels are:

- Front of 1.8mm. thick extruded aluminium.
- Self-screwing system for modules attachment.
- More than 30 modules references, allowing any configuration or application.
- Selectable door opening direction.
- Polycarbonate camera window (on video modules only).
- Interchangeable single or double push buttons with stainless steel cover.
- Easily seen light button.
- Closing heads.

Module external dimensions:

134(W) x 116(H) mm.

Stadio Plus modular panel allow to draw **any type of configuration**: push buttons or coded door panels, with or without access control, ... To configure a door panel:

- Select a 1xxx grille module for video door panels or a 2xxx grille module for audio door panels (pages 104 and 105).
- Add 3xxx push buttons modules to obtain the desired number of push buttons (pages 106 to 109). If your option is a coded door panel, add 3403/AL module (pages 116 and 124) instead of push buttons modules, or select one of the coded packs shown on page 27.
- The maximum number of modules vertically placed is three; there is no limit for the number of modules to be placed horizontally. Select a embedding box according to the number of modules vertically placed; order as many embedding boxes as horizontal modules the panel has. Use UC cable tunnels to attach them (page 126).
- Finish the door panel with as many 600/AL closing heads as embedding boxes the panel has (page 109).

Once the mechanical configuration has been finished, **complete the door panel with electronic modules**, which will depend on the installation type (pages 110 to 125).



2000/AL

11282000

Audio grille module.

Without push buttons.
Dimensions: 134(W) x 116(H) mm.



2001/AL

11282001

Audio grille module.

Without push buttons.
Informative window.
Dimensions: 134(W) x 116(H) mm.



2110/AL

11282110

Audio grille module.

1 push button.
Dimensions: 134(W) x 116(H) mm.



2220/AL

11282220

Audio grille module.

2 push buttons.
Dimensions: 134(W) x 116(H) mm.



1000/AL

11781000

Video grille module.

Without push buttons.
Dimensions: 134(W) x 116(H) mm.



1001/AL

11781001

Video grille module.

Without push buttons.
Informative window.
Dimensions: 134(W) x 116(H) mm.



1110/AL

11781110

Video grille module.

1 push button.
Dimensions: 134(W) x 116(H) mm.



1220/AL

11781220

Video grille module.

2 push buttons.
Dimensions: 134(W) x 116(H) mm.



Modular panel



3110/AL

11283110

Single push button module.

1 push button.
Dimensions: 134(W) x 116(H) mm.



3111/AL

11283111

Single push button module.

1 push button.
Informative window.
Dimensions: 134(W) x 116(H) mm.



3120/AL

11283120

Single push button module.

2 push buttons.
Dimensions: 134(W) x 116(H) mm.



3121/AL

11283121

Single push button module.

2 push buttons.
Informative window.
Dimensions: 134(W) x 116(H) mm.



3130/AL

11283130

Single push button module.

3 push buttons.
Dimensions: 134(W) x 116(H) mm.



3131/AL

11283131

Single push button module.

3 push buttons.
Informative window.
Dimensions: 134(W) x 116(H) mm.



3140/AL

11283140

Single push button module.

4 push buttons.
Dimensions: 134(W) x 116(H) mm.



3150/AL

11283150

Single push button module.

5 push buttons.
Dimensions: 134(W) x 116(H) mm.



3220/AL

11283220

Double push button module.

2 push buttons.
Dimensions: 134(W) x 116(H) mm.



3221/AL

11283221

Double push button module.

2 push buttons.
Informative window.
Dimensions: 134(W) x 116(H) mm.

Modular panel



3240/AL

11283240

Double push button module.

4 push buttons.
Dimensions: 134(W) x 116(H) mm.



3241/AL

11283241

Double push button module.

4 push buttons.
Informative window.
Dimensions: 134(W) x 116(H) mm.



3260/AL

11283260

Double push button module.

6 push buttons.
Dimensions: 134(W) x 116(H) mm.



3261/AL

11283261

Double push button module.

6 push buttons.
Informative window.
Dimensions: 134(W) x 116(H) mm.



3280/AL

11283280

Double push button module.

8 push buttons.
Dimensions: 134(W) x 116(H) mm.



3210/AL

11283210

Double push button module.

10 push buttons.
Dimensions: 134(W) x 116(H) mm.



3000/AL

11283000

Blank module.

Without push buttons.
Dimensions: 134(W) x 116(H) mm.



3001/AL

11283001

Blank module.

Without push buttons.
Informative window.
Dimensions: 134(W) x 116(H) mm.



3002/AL

11283002

Blank module.

Without push buttons.
Large informative window.
Dimensions: 134(W) x 116(H) mm.



600/AL

11280600

Closing heads.

Include fixing screws and hinges.



Characteristics

The main **electronic features** of the 4+'n' installation modules are:

- Sound module with independent door panel and telephone adjusting level volume.
- Electronic call (even buzzer on EL555 sound module) with acoustic acknowledgement signal.

On **EL551 sound module** for systems with several accesses (door panels):

- External switching units are not required.
- Two selectable electronic call types, allowing the tenant to distinguish which door panel is calling.
- While busy channel conditions, the light push button changes its color and acoustic tones are reproduced on the door panel if someone tries to make a call.
- Handset hang recognition that removes busy channel fixed times.

On **EL505 microprocessed module** for main entrance door panels of residential condominiums:

- Management of two internal building door panels.
- Outputs for busy channel indication in modules with informative window.

The necessary components for a system of these characteristics are:

- On **buildings with one access only** (door panel, use an EL555 sound module.
- On **buildings with several accesses** (door panels), use an EL551 sound module for each door panel.
- On **residential condominiums with main entrance(s) door panel(s) and several internal buildings**, use an EL551 sound module for each door panel. Add an EL505 microprocessed module in the main entrance panel for each 2 internal buildings.
- Use electronic or buzzer call telephones with 4+'n' installation (pages 136, 143 and 144) according to the sound module call type. The maximum number of telephones inside the same apartment is three.
- A TF-104 transformer will be required for each door panel. In case of residential condominiums, two units of TF-104 will be used for each main entrance door panel(s) (page 174).

Use a **12Vc.a. lock release** (pages 177 to 180).

All the necessary items to configure one access (door panel) systems of up to 10 push buttons, with the exception of the lock release, are availables in kits (pages 13, 14, 16 and 17).



EL555 11280555

Sound module.

For systems with 1 access (door panel).
Selectable electronic or buzzer call types.



EL551 11380551

Sound module.

For systems with several accesses (door panels).
Electronic call.



EL505 11380505

Microprocessed module.

For main entrance door panels of residential condominiums.
Management of 2 internal buildings door panels.



Characteristics

Audio system with “2^{Plus}” digital installation uses **2 unpolarized wires only** (no matter about the way they are connected), being possible the connection of **up to 120 telephones** and combinations of **up to 3 accesses** (door panels) **without switching units**. Other configurations can be draft when combining “2^{Plus}” system with “Plus” system by using CD-2Plus gateway.

The main **electronic features** of the modules for systems with 2 wires digital installation are:

- Sound module with independent door panel and telephone adjusting level volume.
- Privacy on audio and door open progresses.
- Internal light emitter shows short-circuited line status and other type of troubleshootings.
- Acoustic acknowledgement signal at the door panel confirming the call is in progress or the system is busy.
- Handset hang recognition which removes busy channel fixed times.
- a.c. or d.c. lock releases activation with acoustic acknowledgement signal.
- Inputs for 8 push buttons or 8 units of EL516 push buttons encoder modules of 15 push buttons each, obtaining a maximum of 120 push buttons.

The **necessary components** for a system of these characteristics are:

- On **buildings with one or several accesses** (door panels), use an EL520 microprocessed sound module for each door panel. When systems with more than 8 push buttons, use an EL516 push buttons encoder module for each additional group of 15 push buttons. See page 111.
- On **residential condominiums with main entrance(s) door panel(s) and several internal buildings**, configure the internal buildings as described on the previous paragraph, adding a CD-2Plus gateway (page 112) on each internal building. The main entrance(s) door panel(s) must be configured as “Plus” digital system (pages 113 to 116), being the installation between the main entrance(s) panel(s) and the internal buildings of 3 wires.
- **Coded panels or porter’s exchanges** can be used from “Plus” system. The use of a CD-2Plus gateway (page 112) will be required and the maximum number of accesses (door panels) will be reduced to 2.
- Use T-7722VD telephone (page 138). **The maximum number of units inside the same apartment without additional power supplies, is two.**
- Use a FA-Plus/C power supply (page 175) for each door panel, with no dependence on the telephones amount. In case of CD-2Plus gateway, use and additional FA-Plus/C power supply. On door panels with more than three push buttons modules, the use of an EL512 relay unit (page 112) and a TF-104 transformer (page 174) will be required to power the panel lamps; the installation between power supply and door panel will be of 4 wires.

Use a **12Vd.c. lock release** (page 180). Is it possible to use a.c. lock releases, by adding a TF-104 transformer (page 174); the installation between power supply and door panel will be of 4 wires.



EL520 11280520

Microprocessed sound module.

For audio systems.



EL516 11780516

Push buttons encoder module.

For push buttons panels.
15 push buttons enlargement.





EL512

11291512

Relay unit for door panel lamps.

For door panels with more than 3 push buttons modules.
Requires 2 additional wires between panel and power supply.



CD-2Plus

11298020

Gateway.

For connection to “Plus” digital systems.
Dimensions: 107(W) x 90(H) x 44(D) mm. (6 DIN).



Characteristics

The components of audio and video systems with “Plus” digital installation are fully compatible, allowing **any type of combination without switching units**: audio with video door panels (both Stadio Plus and vandal resistant), telephones with monitors, ...

The main **electronic features** of these panels with 4 wires digital installation are:

- Sound module with independent door panel and telephone adjusting level volume.
- Privacy on audio and door open progresses.
- Acoustic acknowledgement signal at the door panel confirming the call is in progress or the system is busy.
- Handset hang recognition which removes busy channel fixed times.
- d.c. lock releases activation with acoustic acknowledgement signal.

On **EL500 and EL501 microprocessed modules** for push buttons door panels:

- Inputs for 8 push buttons or 8 units of EL516 push buttons encoder modules of 15 push buttons each, obtaining a maximum of 120 push buttons.

The **necessary components** for a system of these characteristics are:

- These panels allow configurations of **up to 120 push buttons**; in case of a higher number of apartments coded panels can be used.
- On **buildings with one or several accesses** (door panels), use one EL540 sound module and one EL500 microprocessed module for each door panel. When systems with more than 8 push buttons, use an EL516 push buttons encoder module for each additional group of 15 push buttons. See pages 113 and 114.
- On **residential condominiums with main entrance(s) door panel(s) and several internal buildings**, configure the internal buildings as described on the previous paragraph. The main entrance(s) door panel(s) must be configured as the internal ones, using EL501 microprocessed module (page 114) instead of EL500 one.
- Use “Plus” or “Uno” telephones. See chapter 06. **The maximum number of units inside the same apartment without additional power supplies, is three.**
- **In case of systems containing “Uno” monitors or telephones**, the maximum number of units is reduced to 200, and the total length of the installation cannot be longer than 200 meters, measured from the door panel to the distant unit. To increase the number of units or to reach longer distances, use RD-Plus/Uno digital repeaters (page 147). In internal door panels of residential complexes, use one repeater on each panel containing “Uno” units.
- Use FA-Plus/C power supply on systems with 20 or less telephones, or a FA-Plus power supply for each group of 50 telephones. Use a FA-Plus/C power supply for slave panels of systems with several access door panels, and on main entrance panels for residential condominiums (page 175).

Use a **12Vd.c. lock release** (page 180). Is it possible to use a.c. lock releases by using an EL502 converter module for the panel (page 114).



EL540

11780540

Sound module.

For audio systems.



EL500

11780500

Microprocessed module.

For push buttons panels.
Inputs for 8 push buttons or EL516 modules.





EL501

11780501

Microprocessed module.

For main entrance push buttons panels of residential condominiums. Inputs for 8 push buttons or EL516 modules.



EL516

11780516

Push buttons encoder module.

For push buttons panels. 15 push buttons enlargement.



EL502

11798502

d.c. to a.c. converter module.

Allows the connection of 12Va.c. lock releases. Maximum consumption: 700 mA.



Characteristics

The components of audio and video systems with “Plus” digital installation are fully compatible, allowing **any type of combination without switching units**: audio with video door panels (both Stadio Plus and vandal resistant), telephones with monitors, ...

The main **electronic features** of these panels with 4 wires digital installation are:

- Illuminated keypad with stainless steel covered push buttons.
- 2 x 16 bias lighted LCD display with polycarbonate protection.
- Sound module with independent door panel and telephone adjusting level volume.
- Privacy on audio and door open progresses.
- Acoustic acknowledgement signal at the door panel confirming the call is in progress or the system is busy. These informations are shown on the display also.
- Handset hang recognition which removes busy channel fixed times.
- d.c. lock releases activation with acoustic acknowledgement signal.
- Easy system programming through the keypad or by using a computer.
- Text edition like a mobile phone keypad.
- Transmission of the repertory content to other door panels or porter’s exchanges through the installation wires.
- Programmable lock release activation time between 0 and 99 seconds.
- Two calling methods: direct entry of the apartment code or by searching the tenant name in the repertory.
- Four codes access control of four digits each. The third code can be temporarily disabled. The last code (panic code) sends an alert message to the porter’s exchange.
- Cyclic messages with instructions for use, time, user text (i.e. building or street names) and system status are shown in the display.

Coded panels can be programmed to be used on single buildings with one or several entrances and on main entrances of residential condominiums with several internal buildings.

The **necessary components** for a system of these characteristics are:

- This panel can manage up to 255,000 apartments in a total of 255 buildings with coded door panels (1,000 apartments on each building). In case that the internal buildings have push buttons panels, the maximum number of buildings is reduced to 127, and the number of apartments on each internal building will depend on the selected door panel.
- Use an EL540 sound module (page 116).
- Add a 3403/AL coded call module, which includes all necessary electronics (page 116).
- Operating instructions and apartment codes are shown on the LCD display; however, these informations can be directly consulted by adding 3002/AL informative modules (page 109).
- Use “Plus” or “Uno” telephones. See chapter 06. **The maximum number of units inside the same apartment without additional power supplies, is three.**
- **In case of systems containing “Uno” monitors or telephones**, the maximum number of units is reduced to 200, and the total length of the installation cannot be longer than 200 meters, measured from the door panel to the distant unit. To increase the number of units or to reach longer distances, use RD-Plus/Uno digital repeaters (page 147). In internal door panels of residential complexes, use one repeater on each panel containing “Uno” units.
- Use FA-Plus/C power supply on systems with 20 or less telephones, or a FA-Plus power supply for each group of 50 telephones. Use a FA-Plus/C power supply for slave panels of systems with several access door panels, and on main entrance panels for residential condominiums (page 175).

Use a **12Vd.c. lock release** (page 180). Is it possible to use a.c. lock releases by using an EL502 converter module for the panel (page 114).

All the necessary items to configure a system with coded panel, with the exception of the telephones, are available in 4403 pack (page 27).





EL540

11780540

Sound module.

For audio systems.



3403/AL

11783403

Coded call module.

Includes electronics, LCD display and keypad.
Dimensions: 134(W) x 116(H) mm.



EL502

11798502

d.c. to a.c. converter module.

Allows the connection of 12Va.c. lock releases.
Maximum consumption: 700 mA.



Characteristics

Video system with “V2Plus” digital installation uses **2 unpolarized wires only** (no matter about the way they are connected), being possible the connection of **up to 120 monitors or telephones** and combinations of **up to 3 accesses** (door panels). Other configurations can be draft when combining “V2Plus” system with “Plus” system by using CD-V2Plus gateway.

The main **electronic features** of these panels with 2 wires digital installation are:

- Sound module with independent door panel and monitor adjusting level volume.
- Adjustable pan and tilt CCD b/w (EL530) or color camera (EL531) with electronic iris and light emitters for night vision.
- Privacy on audio, video and door open progresses.
- Acoustic acknowledgement signal at the door panel confirming the call is in progress or the system is busy.
- Handset hang recognition which removes busy channel fixed times.
- a.c. or d.c. lock releases activation with acoustic acknowledgement signal.
- Inputs for 8 push buttons or 8 units of EL516 push buttons encoder modules of 15 push buttons each, obtaining a maximum of 120 push buttons.

The **necessary components** for a system of these characteristics are:

- On **buildings with one access** (door panel) and **up to 32 monitors**, use on EL530 (b/w camera) or EL531 (color camera) and one EL500/V2Plus microprocessed module. When systems with more than 8 push buttons, use an EL516 push buttons encoder module for each additional group of 15 push buttons. See pages 117 and 118.
 - On **buildings with several accesses** (door panels) and / or **up to 120 monitors**, configure the several panels as described on the previous paragraph. Add a MC-V2Plus riser multiplexer. In case of panels without camera (audio only), use an EL540 sound module (page 118).
 - On **residential condominiums with main entrance(s) door panel(s) and several internal buildings**, configure the internal buildings depending on the number of monitors as described on the previous paragraph, adding a CD-V2Plus gateway (page 118) on each internal building. The main entrance(s) door panel(s) must be configured as “Plus” digital system (pages 121 to 124), being the installation between the main entrance(s) panel(s) and the internal buildings of 3 wires + (coaxial cable or twisted pair).
 - **Coded panels or porter’s exchanges** can be used from “Plus” system. The use of a CD-V2Plus gateway (page 118) will be required.
 - Use “V2Plus” monitors with the corresponding wall mounting connector. See chapter 06.
 - On apartments where a monitor is not required, T-7822VD telephone can be used (page 138).
- The maximum number of units inside the same apartment without additional power supplies, is three.**
- Use one FA-V2Plus (page 175) for each door panel, gateway and riser multiplexer, with no dependence on the monitors amount. Add a FA-Plus/C power supply (page 175) on main entrance panels of residential condominiums, coded door panels or porter’s exchange. On door panels with more than three push buttons modules, use a TF-104 transformer (page 174) to power the panel lamps; the installation between power supply and door panel will be of 4 wires.

Use a **12Vd.c. lock release** (page 180). Is it possible to use a.c. lock releases, by adding a TF-104 transformer (page 174); the installation between power supply and door panel will be of 4 wires.



EL530

11780530

Sound module with camera.

For video systems.
B/W camera.



EL531

11780531

Sound module with camera.

For video systems.
Color camera.





EL540

11780540

Sound module.

For audio systems.



EL500/V2PLUS

11780502

Microprocessed module.

For push buttons panels.
Inputs for 8 push buttons or EL516 modules.



EL516

11780516

Push buttons encoder module.

For push buttons panels.
15 push buttons enlargement.



MC/V2PLUS

11797191

Riser multiplexer.

For systems with more than 32 monitors or several panels.
Dimensions: 178(W) x 90(H) x 60(D) mm. (10 DIN).



CD-V2PLUS

11797181

Gateway.

For connection to “Plus” digital systems.
Dimensions: 107(W) x 90(H) x 44(D) mm. (6 DIN).



EL564

11798564

Video transceiver.

Converts from coax to twisted pair and vice versa.
Dimensions: 72(W) x 90(H) x 44(D) mm. (4 DIN).



Video systems

“Vista Plus” 5 wires digital installation ▲

Replacement of existing audio systems

Stadio Plus panels

Characteristics

“Vista Plus” digital video system allows the **replacement of existing 4+n audio systems**, being not necessary to change or to add wires. Is it possible the connection **up to 120 monitors or telephones** and combinations of **up to 6 accesses** (door panels) **without switching units**. Other configurations can be draft when combining “Vista Plus” system with “Plus” system by using CD-Plus/R5 gateway.

The main **electronic features** of these panels with 5 wires digital installation are:

- Sound module with independent door panel and monitor adjusting level volume.
- Adjustable pan and tilt CCD b/w (EL530) or color camera (EL531) with electronic iris and light emitters for night vision.
- On site programming connector for “Vista Plus” monitors using PROG/PL-Uno/R5 interface (page 169).
- Privacy on audio, video and door open progresses.
- Acoustic acknowledgement signal at the door panel confirming the call is in progress or the system is busy.
- Handset hang recognition which removes busy channel fixed times.
- a.c. or d.c. lock releases activation with acoustic acknowledgement signal.
- Inputs for 8 push buttons or 8 units of EL516 push buttons encoder modules of 15 push buttons each, obtaining a maximum of 120 push buttons.

The **necessary components** for a system of these characteristics are:

- On **buildings with one or several accesses** (door panels), use one EL530 (b/w camera) or EL531 (color camera) or EL540 (secondary panel without camera) sound module and one EL500/R5 microprocessed module for each door panel. When systems with more than 8 push buttons, use an EL516 push buttons encoder module for each additional group of 15 push buttons. See pages 119 and 120.
 - On **residential condominiums with main entrance(s) door panel(s) and several internal buildings**, configure the internal buildings as described on the previous paragraph, adding a CD-Plus/R5 gateway (page 120) on each internal building. The main entrance(s) door panel(s) must be configured as “Plus” digital system (pages 121 to 124), being the installation between the main entrance(s) panel(s) and the internal buildings of 3 wires + (coaxial cable or twisted pair).
 - **Coded panels or porter’s exchanges** can be used from “Plus” system. The use of a CD-Plus/R5 gateway (page 120) will be required.
 - Use “Vista Plus” monitors with the corresponding wall mounting connector. See chapter 06. On apartments where a monitor is not required, T-730/R5 telephone can be used (page 139).
- The maximum number of units inside the same apartment without additional power supplies, is two;** in case of two monitors, use an additional FA-Plus/C power supply (page 175) for one of them.
- Use one FA-Plus/C power supply (page 175) for each group of 30 monitors or telephones, one for each slave panel on systems with several accesses and one for each CD-Plus/R5 gateway.

Use a **12Vd.c. lock release** (page 180). Is it possible to use a.c. lock releases, by adding a TF-104 transformer (page 174); the installation between power supply and door panel will be of 4 wires.



EL530

11780530

Sound module with camera.

For video systems.
B/W camera.



EL531

11780531

Sound module with camera.

For video systems.
Color camera.





EL540

11780540

Sound module.

For audio systems.



EL500/R5

11780505

Microprocessed module.

For push buttons panels.
Inputs for 8 push buttons or EL516 modules.



EL516

11780516

Push buttons encoder module.

For push buttons panels.
15 push buttons enlargement.



CD-Plus/R5

11798198

Gateway.

For connection to “Plus” digital systems.
Dimensions: 107(W) x 90(H) x 44(D) mm. (6 DIN).



EL564

11798564

Video transceiver.

Converts from coax to twisted pair and vice versa.
Dimensions: 72(W) x 90(H) x 44(D) mm. (4 DIN).



Characteristics

The components of audio and video systems with “Plus” digital installation are fully compatible, allowing **any type of combination without switching units**: audio with video door panels (both Stadio Plus and vandal resistants), telephones with monitors, ...

The main **electronic features** of these panels with 3 wires + coaxial cable or 4 wires + twisted pair digital installation are:

- Sound module with independent door panel and monitor adjusting level volume.
- Adjustable pan and tilt CCD b/w (EL530) or color camera (EL531) with electronic iris and light emitters for night vision.
- Input for EL560 video transmitter module which allows the transmission of the video signal over a twisted pair instead of a coaxial cable.
- On site programming connector for “Uno” monitors using EL500/PL-Uno interface (page 169).
- Privacy on audio, video and door open progresses.
- Acoustic acknowledgement signal at the door panel confirming the call is in progress or the system is busy.
- Handset hang recognition which removes busy channel fixed times.
- d.c. lock releases activation with acoustic acknowledgement signal.

On **EL500 and EL501 microprocessed modules** for push buttons door panels:

- Inputs for 8 push buttons or 8 units of EL516 push buttons encoder modules of 15 push buttons each, obtaining a maximum of 120 push buttons.

The **necessary components** for a system of these characteristics are:

- These panels allow configurations of **up to 120 push buttons**; in case of a higher number of apartments coded panels can be used.
- On **buildings with one or several accesses** (door panels), use one EL530 (b/w camera) or EL531 (color camera) sound module and one EL500 microprocessed module for each door panel. When systems with more than 8 push buttons, use an EL516 push buttons encoder module for each additional group of 15 push buttons. Use an EL560 video transmitter module for 4 wires + twisted pair installations. See pages 121 and 122.
- On **residential condominiums with main entrance(s) door panel(s) and several internal buildings**, configure the internal buildings as described on the previous paragraph. The main entrance(s) door panel(s) must be configured as the internal ones, using EL501 microprocessed module (page 122) instead of EL500 one.
- Use “Plus” or “Uno” monitors with the corresponding wall mounting connector. In case of twisted pair installation, an EL562 video receiver must be used on each monitor. See chapter 06.
- **The maximum number of units inside the same apartment without additional power supplies, is three.**
- **In case of systems containing “Uno” monitors or telephones**, the maximum number of units is reduced to 200, and the total length of the installation cannot be longer than 200 meters, measured from the door panel to the distant unit. To increase the number of units or to reach longer distances, use RD-Plus/Uno digital repeaters (page 170). In internal door panels of residential complexes, use one repeater on each panel containing “Uno” units.
- Use FA-Plus/C power supply on systems with 10 or less monitors, or a FA-Plus power supply for each group of 50 monitors. Use a FA-Plus/C power supply for slave panels of systems with several access door panels (page 175).

Use a **12Vd.c. lock release** (page 180). Is it possible to use a.c. lock releases by using an EL502 converter module for the panel (page 114).

All the necessary items to configure a system of up to 10 push buttons, with the exception of the monitors, are available in 5131 to 5210 video packs (pages 25 and 26).



EL530

11780530

Sound module with camera.

For video systems.
B/W camera.





EL531 11780531

Sound module with camera.

For video systems.
Color camera.



EL500 11780500

Microprocessed module.

For push buttons panels.
Inputs for 8 push buttons or EL516 modules.



EL501 11780501

Microprocessed module.

For main entrance push buttons panels of residential condominiums.
Inputs for 8 push buttons or EL516 modules.



EL516 11780516

Push buttons encoder module.

For push buttons panels.
15 push buttons enlargement.



EL560 11780560

Video transmitter module.

For video modules.
Video signal over twisted pair.



EL502 11798502

d.c. to a.c. converter module.

Allows the connection of 12Va.c. lock releases.
Maximum consumption: 700 mA.



Characteristics

The components of audio and video systems with “Plus” digital installation are fully compatible, allowing **any type of combination without switching units**: audio with video door panels (both Stadio Plus and vandal resistant), telephones with monitors, ...

The main **electronic features** of these panels with 3 wires + coaxial cable or 4 wires + twisted pair digital installation are:

- Illuminated keypad with stainless steel covered push buttons.
- 2 x 16 bias lighted LCD display with polycarbonate protection.
- Sound module with independent door panel and monitor adjusting level volume.
- Adjustable pan and tilt CCD b/w (EL530) or color camera (EL531) with electronic iris and light emitters for night vision.
- Input for EL560 video transmitter module which allows the transmission of the video signal over a twisted pair instead of a coaxial cable.
- On site programming connector for “Uno” monitors using EL500/PL-Uno interface (page 169).
- Privacy on audio, video and door open progresses.
- Acoustic acknowledgement signal at the door panel confirming the call is in progress or the system is busy. These informations are shown on the display also.
- Handset hang recognition which removes busy channel fixed times.
- d.c. lock releases activation with acoustic acknowledgement signal.
- Easy system programming through the keypad or by using a computer.
- Text edition like a mobile phone keypad.
- Transmission of the repertory content to other door panels or porter’s exchanges through the installation wires.
- Programmable lock release activation time between 0 and 99 seconds.
- Two calling methods: direct entry of the apartment code or by searching the tenant name in the repertory.
- Four codes access control of four digits each. The third code can be temporary disabled. The last code (panic code) sends an alert message to the porter’s exchange.
- Cyclic messages with instructions for use, time, user text (i.e. building or street names) and system status are shown in the display.

Coded panels can be programmed to be used on single buildings with one or several entrances and on main entrances of residential condominiums with several internal buildings.

The **necessary components** for a system of these characteristics are:

- This panel can manage up to 255,000 apartments in a total of 255 buildings with coded door panels (1,000 apartments on each building). In case that the internal buildings have push buttons panels, the maximum number of buildings is reduced to 127, and the number of apartments on each internal building will depend on the selected door panel.
- Use one EL530 (b/w camera) or EL531 (color camera) sound module (page 124).
- Add a 3403/AL coded call module, which includes all necessary electronics. Use an EL560 video transmitter module for 4 wires + twisted pair installations. See page 124.
- Operating instructions and apartment codes are shown on the LCD display; however, these informations can be directly consulted by adding 3002/AL informative modules (page 109).
- Use “Plus” or “Uno” monitors with the corresponding wall mounting connector. In case of twisted pair installation, an EL562 video receiver must be used on each monitor. See chapter 06. **The maximum number of units inside the same apartment without additional power supplies, is three.**
- **In case of systems containing “Uno” monitors or telephones**, the maximum number of units is reduced to 200, and the total length of the installation cannot be longer than 200 meters, measured from the door panel to the distant unit. To increase the number of units or to reach longer distances, use RD-Plus/Uno digital repeaters (page 170). In internal door panels of residential complexes, use one repeater on each panel containing “Uno” units.
- Use FA-Plus/C power supply on systems with 10 or less monitors, or a FA-Plus power supply for each group of 50 monitors. Use a FA-Plus/C power supply for slave panels of systems with several access door panels (page 175).

Use a **12Vd.c. lock release** (page 180). Is it possible to use a.c. lock releases by using an EL502 converter module for the panel (page 114).

All the necessary items to configure a system with coded panel, with the exception of the monitors, are available in 5403 and 5403 Color video packs (page 27).





EL530

11780530

Sound module with camera.

For video systems.
B/W camera.



EL531

11780531

Sound module with camera.

For video systems.
Color camera.



3403/AL

11783403

Coded call module.

Includes electronics, LCD display and keypad.
Dimensions: 134(W) x 116(H) mm.



EL560

11780560

Video transmitter module.

For video modules.
Video signal over twisted pair.



EL502

11798502

d.c. to a.c. converter module.

Allows the connection of 12Va.c. lock releases.
Maximum consumption: 700 mA.



Characteristics

The standalone access control module can be combined on any “Stadio Plus” modular panel, with no dependence on the installation type.

The main **electronic features** of this access control module are:

Numeric keypad with stainless steel covered push buttons with disable / enable acoustic acknowledgement signal on push.

2 output relays with 8 activation codes each one and independent panic code.

4, 5 or 6 digits programmable codes.

One code can be programmed to activate more than one relay.

Relay 1: N/C or N/O, single shoot or stable software programmable.

Relay 2: single shoot with three contacts (N/C or N/O).

Programmable activation time from 0 to 20 seconds in single shoot mode.

After introduction of 3 wrong consecutive codes, in a period of less than 15 seconds, the access control is disabled during 3 minutes. After this time, if 3 wrong consecutive codes are introduced again, the disabled time is doubled up to a maximum of 12 minutes.

12Vd.c. battery input without charge management.

The **necessary components** for a system of these characteristics are:

- In case of combination in a door panel, reserve one module door panel space to assemble the access control module. Proceed as described along this chapter to configure the door panel composition. This access control unit will use the same power supply than the one used for the rest of the installation.

All the necessary items to configure an audio or video system for villas with access control, with the exception of the lock release, are availables in kits (pages 30 and 31).

The necessary items to configure a standalone access control system are availables in 4301/AL kit (page 29).



3301/AL

11283301

Access control module.

Includes electronics and keypad.

Dimensions: 134(W) x 116(H) mm.



CE615

11280615

Embedding box.

For compact size door panels.
Dimensions: 125(W) x 220(H) x 56(D) mm.



CE610

11280610

Embedding box.

For 1 module door panels.
Dimensions: 125(W) x 140(H) x 56(D) mm.



CE620

11280620

Embedding box.

For 2 modules door panels.
Dimensions: 125(W) x 257(H) x 56(D) mm.



CE630

11280630

Embedding box.

For 3 modules door panels.
Dimensions: 125(W) x 374(H) x 56(D) mm.



UC

11259990

Cable tunnel.

For attachment of 2 embedding boxes.



605/AL

11280605

Replacement frame.

Covers the existing hole from larger panels.
For compact size door panels.
Dimensions: 200(W) x 430(H) mm.



611/AL

11280611

Replacement frame.

Covers the existing hole from larger panels.
For 1 module door panels.
Dimensions: 200(W) x 278(H) mm.



621/AL

11280621

Replacement frame.

Covers the existing hole from larger panels.
For door panels of 2(H) x 1(W) modules.
Dimensions: 200(W) x 430(H) mm.



631/AL

11280631

Replacement frame.

Covers the existing hole from larger panels.
For door panels of 3(H) x 1(W) modules.
Dimensions: 200(W) x 512(H) mm.



622/AL

11280622

Replacement frame.

Covers the existing hole from larger panels.
For door panels of 2(H) x 2(W) modules.
Dimensions: 334(W) x 430(H) mm.



632/AL

11280632

Replacement frame.

Covers the existing hole from larger panels.
For door panels of 3(H) x 2(W) modules.
Dimensions: 334(W) x 512(H) mm.



705/AL

11280705

Rain shield.

For compact size door panels.



711/AL

11280711

Rain shield.

For 1 module door panels.



721/AL

11280721

Rain shield.

For door panels of 2(H) x 1(W) modules.



731/AL

11280731

Rain shield.

For door panels of 3(H) x 1(W) modules.



722/AL

11280722

Rain shield.

For door panels of 2(H) x 2(W) modules.



732/AL

11280732

Rain shield.

For door panels of 3(H) x 2(W) modules.



875/AL

11280875

Slim surface box with integrated rain shield.

For audio panels with 4+n installation and coded panels only.

For compact size door panels.
Does not use embedding box.
32 mm. depth only.



871/AL

11280871

Slim surface box with integrated rain shield.

For audio panels with 4+n installation and coded panels only.

For 1 module door panels.
Does not use embedding box.
32 mm. depth only.



872/AL

11280872

Slim surface box with integrated rain shield.

For audio panels with 4+n installation only.

For 2 modules door panels.
Does not use embedding box.
32 mm. depth only.



885/AL

11280885

Horizontally linkable slim surface box.

**Exclusive for audio panels with 4+n installation.
Rain shield cannot be used.**

For compact size door panels.
Does not use embedding box.
32mm. depth only.
Dimensions: 134(W) x 240(H) x 32(D) mm.



881/AL

11280881

Horizontally linkable slim surface box.

**Exclusive for audio panels with 4+n installation.
Rain shield cannot be used.**

For 1 module door panels.
Does not use embedding box.
32mm. depth only.
Dimensions: 134(W) x 148(H) x 32(D) mm.



882/AL

11280882

Horizontally linkable slim surface box.

**Exclusive for audio panels with 4+n installation.
Rain shield cannot be used.**

For door panels of 2(H) x 1(W) modules.
Does not use embedding box.
32mm. depth only.
Dimensions: 134(W) x 265(H) x 32(D) mm.



883/AL

11280883

Horizontally linkable slim surface box.

**Exclusive for audio panels with 4+n installation.
Rain shield cannot be used.**

For door panels of 3(H) x 1(W) modules.
Does not use embedding box.
32mm. depth only.
Dimensions: 134(W) x 382(H) x 32(D) mm.



805/AL

11280805

Surface box.

For compact size door panels.
Requires CE615 embedding box.
Dimensions: 150(W) x 240(H) x 61(D) mm.



811/AL

11280811

Surface box.

For 1 module door panels.
Requires CE610 embedding box.
Dimensions: 150(W) x 160(H) x 61(D) mm.



821/AL

11280821

Surface box.

For door panels of 2(H) x 1(W) modules.
Requires CE620 embedding box.
Dimensions: 150(W) x 277(H) x 61(D) mm.



831/AL

11280831

Surface box.

For door panels of 3(H) x 1(W) modules.
Requires CE630 embedding box.
Dimensions: 150(W) x 394(H) x 61(D) mm.



822/AL

11280822

Surface box.

For door panels of 2(H) x 2(W) modules.
Requires CE620 embedding box (2 units).
Dimensions: 284(W) x 277(H) x 61(D) mm.



832/AL

11280832

Surface box.

For door panels of 3(H) x 2(W) modules.
Requires CE630 embedding box (2 units).
Dimensions: 284(W) x 394(H) x 61(D) mm.



905/AL

11280905

45° surface box.

For compact size door panels.
Does not use embedding box.
Dimensions: 140(W) x 231(H) x 140(D) mm.



911/AL

11280911

45° surface box.

For 1 module door panels.
Does not use embedding box.
Dimensions: 140(W) x 151(H) x 140(D) mm.



921/AL

11280921

45° surface box.

For door panels of 2(H) x 1(W) modules.
Does not use embedding box.
Dimensions: 140(W) x 268(H) x 140(D) mm.



931/AL

11280931

45° surface box.

For door panels of 3(H) x 1(W) modules.
Does not use embedding box.
Dimensions: 140(W) x 385(H) x 140(D) mm.



922/AL

11280922

45° surface box.

For door panels of 2(H) x 2(W) modules.
Does not use embedding box.
Dimensions: 274(W) x 272(H) x 274(D) mm.



932/AL

11280932

45° surface box.

For door panels of 3(H) x 2(W) modules.
Does not use embedding box.
Dimensions: 274(W) x 389(H) x 274(D) mm.



SUP-EL500

11788950

Bracket for 45° surface boxes.

For EL500 circuits from systems with digital installation.



SUP-EL516

11788951

Bracket for 45° surface boxes.

For EL516 circuits from systems with digital installation.
One bracket is required for each circuit.

Worried about your
security ?
We too

06



TELEPHONES
MONITORS

Telephones

4 + N installation ■

Characteristics

The **main characteristics of Platea 700 Series telephones** with 4+n installation are:

Casing manufactured in polished ABS RAL9003 white colour.
Detachable telephone cord with connectors.
Wall mounting with multiple fixing points.

Electronic or buzzer call, according on the model.
Lock release push button.

Additional push button with potential free contact and two positions call volume regulator with on-off function (on T-712VD model when using electronic call only).

Additional features on the T-710R model are:

Specially designed to replace other telephone models.
Speaker and microphone adjusting level volume.
High sensitivity electret microphone.

The maximum number of units inside the same apartment is three.

Platea 700 Series TELEPHONES

06



T-700

11207002

Electronic call telephone.

Dimensions: 88(W) x 235(H) x 56(D) mm.



T-712VD

11207126

Electronic and buzzer call telephone.

Call volume regulator with on-off function when electronic call only.
Additional push button with potential free contact.
Dimensions: 88(W) x 235(H) x 56(D) mm.



T-710R

11207107

Electronic and buzzer call telephone.

Speaker and microphone with adjusting level volumes.
Specially designed to replace other telephone models.
Dimensions: 88(W) x 235(H) x 56(D) mm.



Characteristics

The **main characteristics of Platea T-705 telephone** with 4+n installation are:

- Casing manufactured in polished ABS RAL9003 white colour.
- Detachable telephone cord with connectors.
- Wall mounting with multiple fixing points.

- Electronic call.
- Lock release push button.
- Speaker and microphone adjusting level volume.
- High sensitivity electret microphone.

This telephone **can be only used as additional telephone** for SV-802/AL, SV-802/AL Color (page 19), SV-22S and SV-22S Color (page 22) video kits. These kits allow one additional telephone.



T-705

11783902

Electronic call telephone.

To be used as additional telephone on SV-802/AL, SV-802/AL Color, SV-22S and SV-22S Color video kits.

Speaker and microphone with adjusting level volumes.

Dimensions: 88(W) x 235(H) x 56(D) mm.



Telephones

“2Plus” 2 wires digital installation ■
“V2Plus” 2 wires digital installation ▲



Characteristics

The **main characteristics of T-7722VD and T-7822VD telephones** with 2 wires digital installation are:

- Casing manufactured in polished ABS RAL9003 white colour.
- Detachable telephone cord with connectors.
- Wall mounting with multiple fixing points.

- Microprocessed circuit with e²prom memory.
- Privacy on audio and door open progresses.
- Input for door bell apartment push button that saves the use of a door bell.
- Different call reception tones depending where the call is coming from: panel or apartment.
- Use the lock release push button to call to the porter's exchange.
- Background tones in the telephone handset confirm that the call to the porter's exchange is in progress.
- Two positions call volume regulator with on-off function.
- Additional push button can be used as potential free contact or to activate a SAR-2Plus digital relay unit.
- Output for connection of a S-45 call repeater or a SAR-2Plus digital relay unit.

In case of T-7722VD telephone, the maximum number of units inside the same apartment is two.

T-7822VD telephone can be only used on video systems with V2Plus digital installation. The maximum number of units inside the same apartment is three.



T-7722VD

11277220

Digital telephone.

- Electronic call.
- Only for audio systems with 2^{Plus} digital installation.
- Extra features.
- Dimensions: 88(W) x 235(H) x 56(D) mm.



T-7822VD

11278220

Digital telephone.

- Electronic call.
- Only for video systems with V2Plus digital installation.
- Extra features.
- Dimensions: 88(W) x 235(H) x 56(D) mm.



Characteristics

T-730/R5 telephone with 3 wires digital installation has been specially designed to operate with “Vista Plus” video system, that allows the replacement of existing 4+n wires audio installations, not being necessary to change or to add wires. The **main characteristics** of this telephone are:

- Casing manufactured in polished ABS RAL9003 white colour.
- Detachable telephone cord with connectors.
- Wall mounting with multiple fixing points.

- Microprocessed circuit with e²prom memory.
- Privacy on audio and door open progresses.
- Output for connection of a SAV-90 call repeater or a SAR-90 relay unit.
- Uses the lock release push button to call to the porter’s exchange.
- Background tones in the handset confirm that the call to the porter’s exchange is in progress.

Compatible with “Vista Plus” monitors of this chapter. **The maximum number of units inside the same apartment is two:** in case of two monitors, use an additional FA-Plus/C power supply for one of them (page 175).



T-730/R5

11758735

Digital telephone.

Electronic call.
Dimensions: 88(W) x 235(H) x 56(D) mm.



Telephones

“Plus” 4 wires digital installation ■



Characteristics

The **main characteristics of T-740 Uno telephone** with 4 wires digital installation are:

- Casing manufactured in polished ABS RAL9003 white colour.
- Detachable telephone cord with connectors.
- Wall mounting with multiple fixing points.

- Microprocessed circuit with e²prom memory.
- Privacy on audio and door open progresses.
- Input for door bell apartment push button that saves the use of a door bell.
- Different call reception tones depending where the call is coming from: panel or apartment.
- Uses the lock release push button to call to the porter's exchange.
- Background tones in the telephone handset confirm that the call to the porter's exchange is in progress.

Compatible with “Plus” and “Uno” monitors and telephones of this chapter. **The maximum number of units inside the same apartment is three.**

In case of systems containing “Uno” telephones or monitors, the maximum number of units is reduced to 200, and the total length of the installation cannot be longer than 200 meters, measured from the door panel to the distant unit. To increase the number of units or to reach longer distances, use RD-Plus/Uno (page 147) digital repeaters. In internal door panels of residential complexes, use one repeater on each panel containing “Uno” units.

TELEPHONES

Platea 700 Series
Condal 900 Series



T-740 Uno

11758742

Digital telephone.

- Electronic call.
- Basic features.
- Dimensions: 88(W) x 235(H) x 56(D) mm.



Characteristics

The **main characteristics of Condal 900 Series telephones** with 2 wires installation for villas are:

- Casing manufactured in ABS RAL9003 white colour.
- Detachable telephone cord with connectors.
- Wall mounting with multiple fixing points.

- Electronic call.
- Three positions call volume regulator.
- Lock release and additional push button with potential free contact (on T-922 model only).

To be used as spare telephone of K-2AL and K-22AL kits (page 13).



T-920

11209202

Electronic call telephone.

To be used as spare telephone of K-2 AL and K-22 AL kits.
Call volume regulator.
Dimensions: 96(W) x 225(H) x 51(D) mm.



T-922

11209222

Electronic call telephone.

To be used as spare telephone of K-2 AL and K-22 AL kits.
Call volume regulator.
Additional push button with potential free contact.
Dimensions: 96(W) x 225(H) x 51(D) mm.



Telephones

1 + N installation ■



Characteristics

The **main characteristics of Condal 900 Series telephones** with 1+n installation are:

Casing manufactured in ABS RAL9003 white colour.
Detachable telephone cord with connectors.
Wall mounting with multiple fixing points.

Electronic call.
Lock release push button.
Two positions call volume regulator with on-off function (on T-901VD model only).

To be used as additional telephone for SV-805/AL and SV-805/AL Color only (page 18).
These kits allow two additional telephones.

Condal 900 Series
TELEPHONES



T-901

11209012

Electronic call telephone.

To be used as additional telephone on SV-805/AL, SV-805/AL Color.
Dimensions: 96(W) x 225(H) x 51(D) mm.



T-901VD

11209016

Electronic call telephone.

To be used as additional telephone on SV-805/AL, SV-805/AL Color.
Call volume regulator with on-off switch.
Dimensions: 96(W) x 225(H) x 51(D) mm.



Characteristics

The **main characteristics of Condal 900 Series telephones** with 4+n installation are:

Casing manufactured in ABS RAL9003 white colour.

Detachable telephone cord with connectors.

Wall mounting with multiple fixing points.

Electronic or buzzer call, according on the model.

Lock release and additional push button with potential free contact (on T-902 model only).

Two positions call volume regulator with on-off function (on T-900VD model only).

Additional features on the T-910R model are:

Specially designed to replace other telephone models.

Speaker and microphone adjusting level volume.

High sensitivity carbon microphone.

The maximum number of units inside the same apartment is three.



T-900

11209002

Electronic call telephone.

Delivered in 10 units package only.

Dimensions: 96(W) x 225(H) x 51(D) mm.



T-902

11209023

Electronic call telephone.

Additional push button with potential free contact.

Dimensions: 96(W) x 225(H) x 51(D) mm.



T-900VD

11209006

Electronic call telephone.

Call volume regulator with on-off function.

Dimensions: 96(W) x 225(H) x 51(D) mm.





T-910

11209102

Electronic and buzzer call telephone.

Delivered in 10 units package only.
Dimensions: 96(W) x 225(H) x 51(D) mm.



T-910R

11209107

Electronic and buzzer call telephone.

Speaker and microphone with adjusting level volumes.
Specially designed to replace other telephone models.
Dimensions: 96(W) x 225(H) x 51(D) mm.



Characteristics

The **main characteristics of T-940 Plus telephone** with 4 wires digital installation are:

- Casing manufactured in ABS RAL9003 white colour.
- Detachable telephone cord with connectors.
- Wall mounting with multiple fixing points.
- Microprocessed circuit with e²prom memory.
- Privacy on audio and door open progresses.
- On-Off push button with light indicator.
- Input for door bell apartment push button that saves the use of a door bell.
- Several different call reception tones depending where the call is coming from.
- Uses the lock release push button to call to the porter’s exchange.
- Panic call to the porter’s exchange.
- Three positions call volume regulator.
- Output for connection of a SAV-90 call repeater or a SAR-90 relay unit.
- Intercommunication between two units (both “Plus” models) in the same apartment. During intercom function, call from the door panel can be attended.
- Background tones in the telephone handset confirm that the call to the porter’s exchange or the intercom function are in progress.

Compatible with “Plus” and “Uno” monitors and telephones of this chapter. **The maximum number of units inside the same apartment is three.**

In case of systems containing “Uno” telephones or monitors, the maximum number of units is reduced to 200, and the total length of the installation cannot be longer than 200 meters, measured from the door panel to the distant unit. To increase the number of units or to reach longer distances, use RD-Plus/Uno (page 147) digital repeaters. In internal door panels of residential complexes, use one repeater on each panel containing “Uno” units.



T-940 Plus

11758940

Digital telephone.

- Electronic call.
- Extra features.
- Dimensions: 96(W) x 225(H) x 51(D) mm.





SOB-700

11298014

Desktop mounting kit.

For Platea 700 Series telephones.
Includes 2 meters cable with RJ45 connectors and wall box.
Dimensions: 78(W) x 88(H) x 218(D) mm.



MAC-700

11298012

Replacement frame.

Covers the existing hole from old telephones.
For Platea 700 Series telephones.
Dimensions: 110(W) x 265(H) mm.



S-8

11290080

Call repeater.

For 4+n installation telephones with electronic call.
Dimensions: 82(W) x 82(H) x 42(D) mm.



S-4

11290040

Call repeater.

For 4+n installation telephones with buzzer call.
Dimensions: 82(W) x 82(H) x 42(D) mm.




S-45

11290045

Call repeater.

For T-920 and T-922 telephones with 2 wires installation for villas.
For T-901 and T-901VD telephones with 1+n installation.
For T-7722VD telephone with 2^{Plus} 2 wires digital installation.
For T-7822VD telephone with V2Plus 2 wires digital installation.
Dimensions: 82(W) x 82(H) x 42(D) mm.



SAR-2Plus

11790020

Digital relay unit.

For systems with 2^{Plus} or V2Plus digital installations.
To activate auxiliary devices (bells, lights, ...).
Dimensions: 72(W) x 90(H) x 44(D) mm. (4 DIN).





SAV-90

11758990

Call repeater.

For T-730/R5 telephone with "Vista Plus" digital installation.
For T-940 Plus telephone with "Plus" digital installation.
Dimensions: 82(W) x 82(H) x 42(D) mm.



R-8

11291080

Call repeater.

For 4+n installation telephones with electronic call.
To activate auxiliary devices (bells, lights, ...).
Dimensions: 82(W) x 82(H) x 42(D) mm.



R-3

11290030

Call repeater.

For 4+n installation telephones with buzzer call.
To activate auxiliary devices (bells, lights, ...).
Dimensions: 82(W) x 82(H) x 42(D) mm.



SAR-90

11758991

Relay unit.

For T-730/R5 telephone with "Vista Plus" digital installation.
For T-940 Plus telephone with "Plus" digital installation.
To activate auxiliary devices (bells, lights, ...).
Dimensions: 82(W) x 82(H) x 42(D) mm.



RD-Plus/Uno

11798194

Digital repeater.

For "Uno" systems with more than 200 telephones or meters.
Maximum three units in cascade installation.
Dimensions: 120(W) x 80(H) x 37(D) mm.







SZENA

An object of desire,
perfect to suit every room,
whether it is classical or innovative.

NOT TO HAVE IT IS TO DESIRE IT...
DESIGN BY MARIO RUIZ

Monitors

“Plus” 3 + coaxial digital installation ▲
4 + twisted pair ▲



Characteristics

The **main characteristics of Szena hands free monitor** with “Plus” digital installation of 3 wires + coaxial cable or 4 wires + twisted pair are:

Casing manufactured in polished ABS black colour.
Removable front cover delivered in black and white colours from factory. Aluminium and dark gold fronts can be separately ordered.
Blue backlight soft keypad.
TFT LCD of “A Grade” quality.
Surface installation of 35mm. depth only, or embedded installation of 11mm. depth only. On both cases a mounting connector is required.

Microprocessed circuit with e²prom memory.
On Screen Display menu allowing the user to adjust picture parameters (brightness, contrast and colour) and communication parameters (bidirectional audio levels and call volume regulation). Monitor programming can be done through this menu also.
Full duplex audio communication. On noisy environments the monitor can be switched to PTT mode (push to talk, release to listen).
Privacy on audio, video and door open progresses.
On-Off push button with light indicator.
Video spy and autoswitch-on functions.
Input for EL563 receiver module, that allows video signal reception through a twisted pair wires, replacing the coaxial cable.
Input for door bell apartment push button that saves the use of a door bell.
Uses the lock release push button to call to the porter’s exchange (up to two units).
Panic call to the porter’s exchanges.
Intercommunication between two units (both “Plus” models) in the same apartment. During intercom function, call from the door panel can be attended.
Different call reception tones depending where the call is coming from.
Background tones confirm that intercom calls or calls to the porter’s exchanges are in progress.
Output for connection of a SAV-90 call repeater or a SAR-90 relay unit.
Activation of auxiliary devices (second camera, lights, ...), using SAR-90 relay units.

Use RC-Szena mounting connector. If the monitor is to be embedded in the wall, use CE-Szena embedding box also.

Use D4L-Plus video distributors in case of coaxial cable video installations or D6L-Plus/2H video distributors in case of twisted pair video installation, according to the wiring run. See page 168.

Compatible with “Plus” and “Uno” monitors and telephones of this chapter. **The maximum number of units inside the same apartment is three.**

In case of systems containing “Uno” telephones or monitors, the maximum number of units is reduced to 200, and the total length of the installation cannot be longer than 200 meters, measured from the door panel to the distant unit. To increase the number of units or to reach longer distances, use RD-Plus/Uno (page 170) digital repeaters. In internal door panels of residential complexes, use one repeater on each panel containing “Uno” units.

Szena

MONITORS



06



SZENA Plus

11784026

Hands free color digital monitor.

Surface installation.
Includes black and white front covers.
Requires RC-SZENA mounting connector.
Dimensions: 97(W) x 207(H) x 35(D) mm.



“Plus” 3 + coaxial digital installation ▲
4 + twisted pair ▲



RC-SZENA

11784089

Mounting connector.

For Szena Plus monitor.



CE-SZENA

11790230

Embedding box.

Only for embedded Szena Plus monitors.
Dimensions: 87(W) x 190(H) x 42(D) mm.



EL563

11780563

Video receiver module.

Video signal over twisted pair.
Delivered in 10 units package only.



SZ-AL

11794262

Front cover in aluminium finish for Szena monitor.



SZ-OV

11794264

Front cover in dark gold finish for Szena monitor.



TEKHA


The right dimensions
of this avant-garde design will set a path
on the decoration of your room.

DESIGN BY MARIO RUIZ



Monitors

“V2Plus” 2 wires digital installation ▲



Characteristics

The **main characteristics of Tekna monitors** with “V2Plus” 2 wires digital installation are:

- Casing manufactured in ABS RAL9003 white colour.
- 4” b/w flat tube screen or color TFT LCD of “A Grade” quality.
- Brightness and contrast (color) adjustments.
- Detachable telephone cord with connectors.
- Surface installation through wall mounting connector.
- Microprocessed circuit with e²prom memory.
- Privacy on audio, video and door open progresses.
- Video spy and autoswitch-on functions.
- Input for door bell apartment push button that saves the use of a door bell.
- Different call reception tones depending where the call is coming from.
- Uses the lock release push button to call to the porter’s exchange.
- Background tones confirm that calls to the porter’s exchange are in progress.
- Three positions call volume regulator.
- Output for connection of a SAR-2Plus digital relay unit.
- Additional push button can be used as potential free contact or to activate a SAR-2Plus digital relay unit.

Use RCPL-V2Plus wall mounting connector.
 Use D1L-V2Plus or D4L-V2Plus video distributors according to the wiring run. See page 168.
 Compatible with “V2Plus” monitors of this chapter and with T-7822VD telephone (page 138).
The maximum number of units inside the same apartment is three.

Tekna MONITORS



Tekna V2Plus 11742202

B/W digital monitor.
 Requires RCPL-V2Plus wall mounting connector.
 Dimensions: 200(W) x 220(H) x 54(D) mm.



Tekna V2Plus Color 11742204

Color digital monitor.
 Requires RCPL-V2Plus wall mounting connector.
 Dimensions: 200(W) x 220(H) x 54(D) mm.



RCPL-V2Plus 11784084

Wall mounting connector.
 For Tekna V2Plus monitors.



“Vista Plus” 5 wires digital installation ▲
Replacement of existing audio systems

Monitors

Characteristics

The **main characteristics of Tekna monitors** with “Vista Plus” 5 wires digital installation for replacement of existing audio systems with 4+n installation are:

- Casing manufactured in ABS RAL9003 white colour.
- 4” b/w flat tube screen or color TFT LCD of “A Grade” quality.
- Brightness and contrast (color) adjustments.
- Detachable telephone cord with connectors.
- Surface installation through wall mounting connector.

Don’t require maintenance, as don’t use batteries like other systems.


- Microprocessed circuit with e²prom memory.
- Privacy on audio, video and door open progresses.
- On-Off function with light indicator available through the lock release push button.
- Video spy and autoswitch-on functions.
- Output for connection of a SAV-90 call repeater or a SAR-90 relay unit.
- Uses the lock release push button to call to the porter’s exchange.

Use RCPL-R5 wall mounting connector.

Use D4L-R5 video distributors according to the wiring run. See page 168.

Compatible with “Vista Plus” monitors of this chapter and with T-730/R5 telephone (page 139).

The maximum number of units inside the same apartment is two: in case of two monitors, use an additional FA-Plus/C power supply for one of them (page 175).



Tekna R5

11742502

B/W digital monitor.

For replacement of existing audio systems.
Requires RCPL-R5 wall mounting connector.
Dimensions: 200(W) x 220(H) x 54(D) mm.



Tekna R5 Color

11742504

Color digital monitor.

For replacement of existing audio systems.
Requires RCPL-R5 wall mounting connector.
Dimensions: 200(W) x 220(H) x 54(D) mm.



RCPL-R5

11784088

Wall mounting connector.

For Tekna R5 monitors.



Monitors

“Plus” 3 + coaxial digital installation ▲
4 + twisted pair ▼



Characteristics

The **main characteristics of Tekna monitors** with “Plus” digital installation of 3 wires + coaxial cable or 4 wires + twisted pair are:

- Casing manufactured in ABS RAL9003 white colour.
- 4” b/w flat tube screen or color TFT LCD of “A Grade” quality.
- Brightness and contrast (color) adjustments.
- Detachable telephone cord with connectors.
- Surface installation through wall mounting connector.

- Microprocessed circuit with e²prom memory.
- Privacy on audio, video and door open progresses.
- On-Off push button with light indicator. On Tekna Uno monitors, this function is available through the lock release push button.
- Video spy and autoswitch-on functions.
- Input for EL562 receiver module, that allows video signal reception through a twisted pair wires, replacing the coaxial cable.
- Input for door bell apartment push button that saves the use of a door bell.
- Different call reception tones depending where the call is coming from.
- Uses the lock release push button to call to the porter’s exchange.

Additional features on Tekna Plus and Tekna Plus Color models:

- Three positions call volume regulator.
- Output for connection of a SAV-90 call repeater or a SAR-90 relay unit.
- Activation of auxiliary devices (second camera, lights, ...), using SAR-90 relay units.
- Intercommunication between two units (both “Plus” models) in the same apartment. During intercom function, call from the door panel can be attended.
- Panic call to the porter’s exchange and connection to a second porter’s exchange.
- Background tones in the telephone handset confirm that the call to the porter’s exchange or the intercom function are in progress.

Use RCPL-Plus wall mounting connector in case of Tekna Plus monitors, or RCPL-Uno wall mounting connector for Tekna Uno monitors. Desktop mounting adaptors include the corresponding monitor connector.

Use D4L-Plus video distributors in case of coaxial cable video installations or D6L-Plus/2H video distributors in case of twisted pair video installation, according to the wiring run. See page 168.

Compatible with “Plus” and “Uno” monitors and telephones of this chapter. **The maximum number of units inside the same apartment is three.**

In case of systems containing “Uno” telephones or monitors, the maximum number of units is reduced to 200, and the total length of the installation cannot be longer than 200 meters, measured from the door panel to the distant unit. To increase the number of units or to reach longer distances, use RD-Plus/Uno (page 170) digital repeaters. In internal door panels of residential complexes, use one repeater on each panel containing “Uno” units.

Tekna MONITORS



Tekna Uno

11742102

B/W digital monitor.

Standard features.
Requires RCPL-Uno wall mounting connector.
Dimensions: 200(W) x 220(H) x 54(D) mm.



“Plus” 3 + coaxial digital installation ▲
4 + twisted pair ▲▲



Tekna Uno Color

11742104

Color digital monitor.

Standard features.
Requires RCPL-Uno wall mounting connector.
Dimensions: 200(W) x 220(H) x 54(D) mm.



RCPL-Uno

11784082

Wall mounting connector.

For Tekna Uno monitors.



Tekna Plus

11742002

B/W digital monitor.

Extra features.
Requires RCPL-Plus wall mounting connector.
Dimensions: 200(W) x 220(H) x 54(D) mm.

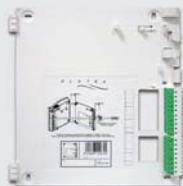


Tekna Plus Color

11742004

Color digital monitor.

Extra features.
Requires RCPL-Plus wall mounting connector.
Dimensions: 200(W) x 220(H) x 54(D) mm.



RCPL-Plus

11758882

Wall mounting connector.

For Tekna Plus monitors.



EL562

11780562

Video receiver module.

Video signal reception over twisted pair.
Delivered in 5 units package only.



Monitors

5 wires installation for villas ▲



Characteristics

The **main characteristics of Platea monitors** with 5 wires installation for villas are:

- Casing manufactured in ABS RAL9003 white colour.
- 4" b/w flat tube screen or color TFT LCD of "A Grade" quality.
- Front plate with reversible film in blue and gray colours.
- Brightness and contrast (color) adjustments.
- Detachable telephone cord with connectors.
- Surface installation through wall mounting connector.

Electronic call.

Autoswitch-on function (one additional wire is required between door panel and monitor to activate this feature).

Lock release push button and two additional push buttons with potential free contact (just one if autoswitch-on function has been activated).

Wall mounting connector is included.

Up to 2 additional T-901 or T-901VD telephones (page 142) in the same apartment.

To be used as spare monitor of SV-805/AL and SV-805/AL Color kits (page 18).

Platea MONITORS



Platea 5

11784004

B/W monitor.

To be used as spare monitor of SV-805/AL kit.
Includes wall mounting connector.
Dimensions: 200(W) x 220(H) x 71(D) mm.



Platea 5 Color

11784006

Color monitor.

To be used as spare monitor of SV-805/AL Color kit.
Includes wall mounting connector.
Dimensions: 200(W) x 220(H) x 71(D) mm.



Characteristics

The **main characteristics of Platea monitors** with 2 wires installation for villas are:

- Casing manufactured in ABS RAL9003 white colour.
- 4" b/w flat tube screen or color TFT LCD of "A Grade" quality.
- Front plate with reversible film in blue and gray colours.
- Brightness and contrast (color) adjustments.
- Detachable telephone cord with connectors.
- Surface installation through wall mounting connector.

- Electronic call.
- Autoswitch-on function.
- Lock release push button and one additional push button with potential free contact.
- Wall mounting connector is included.
- An additional T-705 telephone (page 137) can be used in the same apartment.

To be used as spare monitor of SV-802/AL, SV-802/AL Color (page 19), SV-22S and SV-22S Color kits (page 22).



Platea 2

11784002

B/W monitor.

To be used as spare monitor of SV-802/AL and SV-22S kits.
Includes wall mounting connector.
Dimensions: 200(W) x 220(H) x 71(D) mm.



Platea 2 Color

11784003

Color monitor.

To be used as spare monitor of SV-802/AL Color and SV-22S Color kits.
Includes wall mounting connector.
Dimensions: 200(W) x 220(H) x 71(D) mm.



Monitors

“V2Plus” 2 wires digital installation ▲



Characteristics

The **main characteristics of Platea monitors** with “V2Plus” 2 wires digital installation are:

- Casing manufactured in ABS RAL9003 white colour.
- 4” b/w flat tube screen or color TFT LCD of “A Grade” quality.
- Brightness and contrast (color) adjustments.
- Front plate with reversible film in blue and gray colours.
- Detachable telephone cord with connectors.
- Surface installation through wall mounting connector.

- Microprocessed circuit with e²prom memory.
- Privacy on audio, video and door open progresses.
- Video spy and autoswitch-on functions.
- Input for door bell apartment push button that saves the use of a door bell.
- Different call reception tones depending where the call is coming from.
- Uses the lock release push button to call to the porter’s exchange.
- Background tones confirm that calls to the porter’s exchange are in progress.
- Three positions call volume regulator.
- Output for connection of a SAR-2Plus digital relay unit.
- Additional push button can be used as potential free contact or to activate a SAR-2Plus digital relay unit.

Use RCPL-V2Plus wall mounting connector.

Use D1L-V2Plus or D4L-V2Plus video distributors according to the wiring run. See page 168.

Compatible with “V2Plus” monitors of this chapter and with T-7822VD telephone (page 138).

The maximum number of units inside the same apartment is three.

Platea MONITORS



Platea V2Plus

11784042

B/W digital monitor.

Requires RCPL-V2Plus wall mounting connector.
Dimensions: 200(W) x 220(H) x 54(D) mm.




Platea V2Plus Color

11784043

Color digital monitor.

Requires RCPL-V2Plus wall mounting connector.
Dimensions: 200(W) x 220(H) x 54(D) mm.



RCPL-V2Plus

11784084

Wall mounting connector.

For Platea V2Plus monitors.



“Vista Plus” 5 wires digital installation ▲
Replacement of existing audio systems

Monitors

Characteristics

The **main characteristics of Platea monitors** with “Vista Plus” 5 wires digital installation for replacement of existing audio systems with 4+n installation are:

- Casing manufactured in ABS RAL9003 white colour.
- 4” b/w flat tube screen or color TFT LCD of “A Grade” quality.
- Brightness and contrast (color) adjustments.
- Front plate with reversible film in blue and gray colours.
- Detachable telephone cord with connectors.
- Surface installation through wall mounting connector.

Don’t require maintenance, as don’t use batteries like other systems.

- Microprocessed circuit with e²prom memory.
- Privacy on audio, video and door open progresses.
- On-Off function with light indicator available through the lock release push button.
- Video spy and autoswitch-on functions.
- Output for connection of a SAV-90 call repeater or a SAR-90 relay unit.
- Uses the lock release push button to call to the porter’s exchange.

Use RCPL-R5 wall mounting connector.

Use D4L-R5 video distributors according to the wiring run. See page 168.

Compatible with “Vista Plus” monitors of this chapter and with T-730/R5 telephone (page 139).

The maximum number of units inside the same apartment is two: in case of two monitors, use an additional FA-Plus/C power supply for one of them (page 175).



Platea R5

11784008

B/W digital monitor.

For replacement of existing audio systems.
Requires RCPL-R5 wall mounting connector.
Dimensions: 200(W) x 220(H) x 54(D) mm.

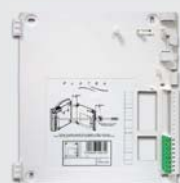


Platea R5 Color

11784009

Color digital monitor.

For replacement of existing audio systems.
Requires RCPL-R5 wall mounting connector.
Dimensions: 200(W) x 220(H) x 54(D) mm.



RCPL-R5

11784088

Wall mounting connector.

For Platea R5 monitors.



Monitors

“Plus” 3 + coaxial digital installation ▲
4 + twisted pair ▲



Characteristics

The **main characteristics of Platea monitors** with “Plus” digital installation of 3 wires + coaxial cable or 4 wires + twisted pair are:

- Casing manufactured in ABS RAL9003 white colour.
- 4” b/w flat tube screen or color TFT LCD of “A Grade” quality.
- Brightness and contrast (color) adjustments.
- Front plate with reversible film (on Platea Plus models only) in blue and gray colours.
- Detachable telephone cord with connectors.
- Surface installation through wall mounting connector.

- Microprocessed circuit with e²prom memory.
- Privacy on audio, video and door open progresses.
- On-Off push button with light indicator. On Tekna Uno monitors, this function is available through the lock release push button.
- Video spy and autoswitch-on functions.
- Input for EL562 receiver module, that allows video signal reception through a twisted pair wires, replacing the coaxial cable.
- Input for door bell apartment push button that saves the use of a door bell.
- Different call reception tones depending where the call is coming from.
- Uses the lock release push button to call to the porter’s exchange.

Additional features on Platea Plus and Platea Plus Color models:

- Three positions call volume regulator.
- Output for connection of a SAV-90 call repeater or a SAR-90 relay unit.
- Activation of auxiliary devices (second camera, lights, ...), using SAR-90 relay units.
- Intercommunication between two units (both “Plus” models) in the same apartment. During intercom function, call from the door panel can be attended.
- Panic call to the porter’s exchange and connection to a second porter’s exchange.
- Background tones in the telephone handset confirm that the call to the porter’s exchange or the intercom function are in progress.

Use RCPL-Plus wall mounting connector in case of Platea Plus monitors, or RCPL-Uno wall mounting connector for Platea Uno monitors. Desktop mounting adaptors include the corresponding monitor connector.

Use D4L-Plus video distributors in case of coaxial cable video installations or D6L-Plus/2H video distributors in case of twisted pair video installation, according to the wiring run. See page 168.

Compatible with “Plus” and “Uno” monitors and telephones of this chapter. **The maximum number of units inside the same apartment is three.**

In case of systems containing “Uno” telephones or monitors, the maximum number of units is reduced to 200, and the total length of the installation cannot be longer than 200 meters, measured from the door panel to the distant unit. To increase the number of units or to reach longer distances, use RD-Plus/Uno (page 170) digital repeaters. In internal door panels of residential complexes, use one repeater on each panel containing “Uno” units.

Platea MONITORS



Platea Uno

11784022

B/W digital monitor.

Standard features.
Requires RCPL-Uno wall mounting connector.
Dimensions: 200(W) x 220(H) x 54(D) mm.



“Plus” 3 + coaxial digital installation ▲
4 + twisted pair ▲

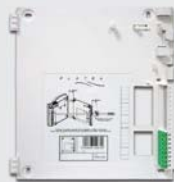


Platea Uno Color

11784023

Color digital monitor.

Standard features.
Requires RCPL-Uno wall mounting connector.
Dimensions: 200(W) x 220(H) x 54(D) mm.



RCPL-Uno

11784082

Wall mounting connector.

For Platea Uno monitors.



Platea Plus

11758802

B/W digital monitor.

Extra features.
Requires RCPL-Plus wall mounting connector.
Dimensions: 200(W) x 220(H) x 54(D) mm.



Platea Plus Color

11784013


Color digital monitor.

Extra features.
Requires RCPL-Plus wall mounting connector.
Dimensions: 200(W) x 220(H) x 54(D) mm.



Monitors

“Plus” 3 + coaxial digital installation ▲
4 + twisted pair ▲



RCPL-Plus

11758882

Wall mounting connector.

For Platea Plus monitors.



EL562

11780562

Video receiver module.

Video signal reception over twisted pair.
Delivered in 5 units package only.



“Plus” 3 + coaxial digital installation ▲
4 + twisted pair ▲▲

Characteristics

The **main characteristics of Shiner monitors** with “Plus” digital installation of 3 wires + coaxial cable or 4 wires + twisted pair are:

- Casing manufactured in ABS white colour.
- 4” b/w flat tube screen with brightness and contrast adjustments.
- Surface installation through wall mounting connector.

- Microprocessed circuit with e²prom memory.
- Privacy on audio, video and door open progresses.
- On-Off push button with light indicator.
- Video spy and autoswitch-on functions.
- Input for door bell apartment push button that saves the use of a door bell.
- Uses the lock release push button to call to the porter’s exchange.

- Two positions internal call volume regulator with output for connection of call repeater or relay unit.
- Activation of auxiliary devices (second camera, lights, ...), using SAR-90 relay units.
- Intercommunication between two units (both “Plus” models) in the same apartment.
- Different call reception tones depending where the call is coming from.
- Panic call to the porter’s exchange and connection to a second porter’s exchange.
- Background tones in the telephone handset confirm that the call to the porter’s exchange or the intercom function are in progress.

Use RCSH-Plus wall mounting connector in case of coaxial cable installations. When installations with video transmission over twisted pair, use RCSH-562 wall mounting connector. Desktop mounting adaptors include the corresponding monitor connector.

Use D4L-Plus video distributors in case of coaxial cable video installations or D6L-Plus/2H video distributors in case of twisted pair video installation, according to the wiring run. See page 168.

Compatible with “Plus” and “Uno” monitors and telephones of this chapter. **The maximum number of units inside the same apartment is three.**



Shiner Plus 11758922

B/W monitor.

Extra features.
Requires RCSH-Plus or RCSH-562 wall mounting connectors.
Dimensions: 200(W) x 230(H) x 68(D) mm.



RCSH-Plus 11758983

Wall mounting connector.

For Shiner Plus monitor.
Video signal reception over coaxial cable.



RCSH-562 11798184

Wall mounting connector.

For Shiner Plus monitor.
Video signal reception over twisted pair.



Porter's EXchanges

“Plus” 4 wires digital installation ■
3 + coaxial ▲
4 + twisted pair ▼



Characteristics

The **main characteristics of the CE-990 Plus and CE-941 Plus porter's exchanges** for systems with “Plus” digital installation are:

- Casing manufactured in ABS white colour.
- 4” b/w flat tube screen with brightness and contrast adjustments.
- Surface installation through wall mounting connector.
- Soft keypad with acoustic acknowledgement signal on push and 2 x 16 biaslighted LCD display.

- Microprocessed circuit with e²prom memory.
- Privacy on audio, video and door open progresses.
- On-Off push button with light indicator.
- Video spy and autoswitch-on functions.
- Two positions internal call volume regulator with output for connection of call repeater or relay unit.
- Connection to a secondary porter's exchange with intercommunication function. During intercom function, calls from the door panel can be attended.
- Management of up to 255,000 apartments in a total of 255 buildings with coded door panels (1,000 apartments on each building). In case that the internal buildings have push buttons panels, the maximum number of buildings is reduced to 127, and the number of apartments on each internal building will depend on the selected door panel.
- Easy system programming through the keypad or by using a computer.
- Text edition like a mobile phone keypad.
- Transmission of the repertory content to other door panels or porter's exchanges through the installation wires.

- Electronic lock that requires a PIN code to switch the porter's exchange on.
- Background tones in the handset confirm that the call is in progress or the system is busy. These informations are shown on the display also.
- Two calling methods: direct entry of the apartment code or by searching the tenant name in the repertory.
- Call retentions with time and calling apartment details.
- Door panel call capture, being possible to transfer it to the apartment; during the coversation between the concierge and the tenant, the door panel remains on hold.

Use RCSH-Plus wall mounting connector in case of coaxial cable or audio installations. When installations with video transmission over twisted pair, use RCSH-562 wall mounting connector. Desktop mounting adaptors include the corresponding porter's exchange monitor connector.

The **main characteristics of the CE-940 Simple porter's exchange** with basic features for systems with “Plus” digital installation are:

- Casing manufactured in ABS RAL9003 white colour.
- Detachable telephone cord with connectors.
- Wall mounting with multiple fixing points.

- Microprocessed circuit with e²prom memory.
- Privacy on audio and door open progresses.
- Door panel call capture. This function can be disabled through the on-off push button.
- A dedicated push button / code can be assigned on the door panel to call the porter's exchange.
- Autoswitch-on function.
- Connection to a secondary CE-990 Plus or CE-941 Plus porter's exchange.
- Input for door bell apartment push button that saves the use of a door bell.
- Several different call reception tones depending where the call is coming from.
- Three positions call volume regulator.
- Output for connection of a SAV-90 call repeater or a SAR-90 relay unit.

Porter's
EXCHANGES

“Plus” 4 wires digital installation ■
 3 + coaxial ▲
 4 + twisted pair ▲



CE-990 Plus 11769702

B/W digital porter's exchange.

For video systems.
 Requires RCSH-Plus or RCSH-562 wall mounting connector.
 Dimensions: 200(W) x 230(H) x 68(D) mm.



CE-941 Plus 11379702

Audio digital porter's exchange.

For audio or video systems.
 Requires RCSH-Plus wall mounting connector.
 Dimensions: 200(W) x 230(H) x 68(D) mm.



CE-940 Simple 11379679

Audio digital porter's exchange.

For audio or video systems.
 Basic features.
 Dimensions: 96(W) x 225(H) x 51(D) mm.



RCSH-Plus 11758983

Wall mounting connector.

For CE-990 Plus and CE-941 Plus porter's exchanges.
 Video signal reception over coaxial cable.



RCSH-562 11798184

Wall mounting connector.

For CE-990 Plus porter's exchange.
 Video signal reception over twisted pair.




Monitors

Accessories

Accessories

MONITORS

06



D1L-V2PLUS 11797171

Video distributor for V2Plus system (2 wires).

1 output.
Dimensions: 40(W) x 40(H) x 20(D) mm.



D4L-V2PLUS 11797172

Video distributor for "V2Plus" system (2 wires).

4 outputs.
Dimensions: 87(W) x 60(H) x 29(D) mm.



D4L-Plus 11788994

Coaxial video distributor .

4 outputs.
Dimensions: 87(W) x 60(H) x 29(D) mm.



D4L-R5 11758995

Video distributor for "Vista Plus" system.

4 outputs.
Dimensions: 120(W) x 80(H) x 37(D) mm.



D6L-Plus/2H 11798180

Twisted pair video distributor.

6 outputs.
Dimensions: 120(W) x 80(H) x 37(D) mm.



SOBPL-Uno 11792051

Desktop mounting kit.

For Tekna Uno and Platea Uno monitors.
Includes RCPL-Uno monitor connector.





SOBPL-Plus 11792050

Desktop mounting kit.

For Tekna Plus and Platea Plus monitors.
Includes RCPL-Plus monitor connector.



SOBSH-Plus 11792052

Desktop mounting kit.

For Shiner Plus monitor and porter's exchanges.
Includes RCSH-Plus connector.



SOBSH-562 11792056

Desktop mounting kit.

For Shiner Plus monitor and porter's exchanges.
Includes RCSH-562 connector.



MAC-SHPL 11792075

Replacement frame.

Covers the existing hole from old monitors.
Suitable for Tekna, Platea and Shiner monitors.
Dimensions: 250(W) x 257(H) mm.



EL500/PL-Uno 11385001

Programming interface.

For "on site" programming of "Uno" monitors on Rock Inox and Stadio Plus push buttons panels.



PROG/PL-Uno/R5 11385000

Programming interface.

For "on site" programming of "Uno" monitors on Rock Inox coded panels and "Vista Plus" monitors on Stadio Plus panels.



Monitors


Accessories



S-45 11290045

Call repeater.

For Platea 5 monitors only.
 Dimensions: 82(W) x 82(H) x 42(D) mm.



SAR-2Plus 11790020

Digital relay unit.

For systems with V2Plus digital installations.
 To activate auxiliary devices (bells, lights, ...).
 Dimensions: 72(W) x 90(H) x 44(D) mm. (4 DIN).



SAV-90 11758990

Call repeater.

For "Vista Plus" and "Plus" monitors and porter's exchanges.
 Dimensions: 82(W) x 82(H) x 42(D) mm.



SAR-90 11758991

Relay unit.


For "Vista Plus" and "Plus" monitors and porter's exchanges.
 To activate auxiliary devices (bells, lights, ...).
 Dimensions: 82(W) x 82(H) x 42(D) mm.



RD-Plus/Uno 11798194

Digital repeater.

For "Uno" installations with more than 200 monitors o meters.
 Up to 3 units in cascade.
 Dimensions: 120(W) x 80(H) x 37(D) mm.



EL564 11798564

Video transceiver.

Converts from coax to twisted pair and vice versa.
 Dimensions: 72(W) x 90(H) x 44(D) mm. (4 DIN).



i n t e r f a c e



Characteristics

The **telephone interface** is a device that connected to the telephone network and to the audio or video system installation, allows the user to answer to the calls made from the door panel through a standard telephone.

The **main characteristics of the IT-4N telephone interface** are:

In compliance with low voltage, electromagnetic compatibility and CTR21 directives.
Installation over DIN 46277 guide or surface mounting with screws.

Compatible with audio systems with 4 + n installation. To use it on audio or video systems with "Plus" digital installation, a CD-Plus/4N gateway will be required.

Requires a TF-104 transformer (page 174).

To be operated with DTMF telephones only.

Can be connected to an analog PABX extension or directly to the telephone network.

Bypasses most of the additional services (like internet access) offered by the telephone operators.

Programmable cyclically call forwarding function to three telephone numbers (fixed, DECT, GSM or PABX extensions). This function can be activated from an internal DTMF telephone or through an external switch. The status (on or off) of this function is shown through a led; an external device can be also connected to show this function is enabled or disabled.

Two ways audio level adjustment through the telephone in conversation. This audio level settings can be stored for every programmed telephone number.

Auxiliary relay output, N/O or N/C programmable, to be activated through a DTMF signal.

Different ring tones that allow the tenant to distinguish where the call is coming from: door panel or telephone network. This function can be overridden depending on the telephone.

During conversation, background tones advise about incoming calls, being possible to switch between conversations (door panel to telephone network or vice versa).

The **main characteristics of the CD-Plus/4N gateway** are:

Allows the connection of the IT-4N telephone interface or background music systems (check available brands) to audio or video systems with "Plus" digital installation.

Additional power supply is not required.

Self diagnostic light indicators.

Installation over DIN 46277 guide or surface mounting with screws.



IT-4N

11384024

Telephone interface.

For systems with 4+n installation.

Requires TF-104 transformer.

Dimensions: 178(W) x 90(H) x 60(D) mm. (10 DIN).



CD-Plus/4N

11798196

Gateway.

For connection to "Plus" digital systems.

Dimensions: 107(W) x 90(H) x 44(D) mm. (6 DIN).

07

Power supplies
Lock releases
Cables
Spare parts

A close-up portrait of a young woman with blonde hair, wearing black-rimmed glasses and smiling. She is touching her face with her hand. The background is plain white.

ACCESORIES

Characteristics



The **main characteristics of power supplies and transformers** for audio and video systems are:

In compliance with low voltage directives and electromagnetic compatibility directives.
Short circuit and overload protections (except on TF-104).
Installation over DIN 46277 guide or surface mounting with screws.

TF-104. For audio systems with 4+n installation or 2 wires installation for villas.
12Va.c. output. 230Va.c. / 18VA input.

FA-802. For video systems with 2 wires installation for villas.
26Vd.c. output. 110 and 230Va.c. / 38VA input.

FA-805. For video systems for villas (except 2 wires installation).
12Va.c. and 18Vd.c. outputs. 110 and 230Va.c. / 25VA input.

FA-Plus/C. For audio systems with “2^{Plus}” digital installation, with no dependence on the number of telephones. For each group of 30 monitors on video systems with “Vista Plus” digital installation. For each group of 20 monitors or telephones on audio and video systems with “Plus” digital installation. To be used on slave panels and main entrance panels of residential condominiums of the above digital systems.
18Vd.c. output. 110 and 230Va.c. / 30VA input.

FA-Plus. For audio and video systems with “Plus” digital installation with more than 20 monitors or telephones and up to a maximum of 50 units.
18Vd.c. output. 110 to 230Va.c. / 72VA input.

FA-V2Plus. For video systems with “V2Plus” digital installation.
25.5Vd.c. output. 110 and 230Va.c. / 30VA input.



TF-104

20691040

Transformer.

For audio systems with 4+n installation.
For audio systems with 2 wires installation for villas.
12Va.c. output. 230Va.c. / 18VA input.
Dimensions: 52(W) x 90(H) x 60(D) mm. (3 DIN).



FA-802

11704802

Power supply.

For video systems with 2 wires installation for villas.
26Vd.c. output. 110 and 230Va.c. / 38VA input.
Dimensions: 124(W) x 90(H) x 75(D) mm. (7 DIN).





FA-805

11704805

Power supply.

For video systems for villas (except 2 wires installation).
12Va.c. and 18Vd.c. outputs. 110 and 230Va.c./25VA input.
Dimensions: 107.5(W) x 90(H) x 62(D) mm. (6 DIN).



FA-PLUS/C

11705107

Power supply.

For audio systems with “2^{Plus}” digital installation, with no dependence on the number of telephones. For each group of 30 monitors on video systems with “Vista Plus” digital installation. For each group of 20 monitors or telephones on audio and video systems with “Plus” digital installation. To be used on slave panels and main entrance panels of residential condominiums of the above digital systems.
18Vd.c. output. 110 and 230Va.c. / 30VA input.
Dimensions: 107(W) x 90(H) x 62(D) mm. (6 DIN).



FA-PLUS

11705109

Power supply.

For audio and video systems with “Plus” digital installation with more than 20 monitors or telephones and up to a maximum of 50 units.
18Vd.c. output. 110 to 230Va.c. / 72VA input.
Dimensions: 178(W) x 90(H) x 60(D) mm. (10 DIN).



FA-V2PLUS

11705106

Power supply.

For video systems with “V2Plus” digital installation.
25.5Vd.c. output. 110 and 230Va.c. / 30VA input.
Dimensions: 107(W) x 90(H) x 62(D) mm. (6 DIN).





Characteristics

The **main characteristics of the lock releases** are:

Casing manufactured in 2mm. thick pressure injected light alloy.

Reduced mechanism size (67 mm.) on P models.

Adjustable bolt on all models, allowing 3 mm. precision.

Unlock function on E models, which allows to open the door when pushed at any moment.

Two types of mechanic operation:

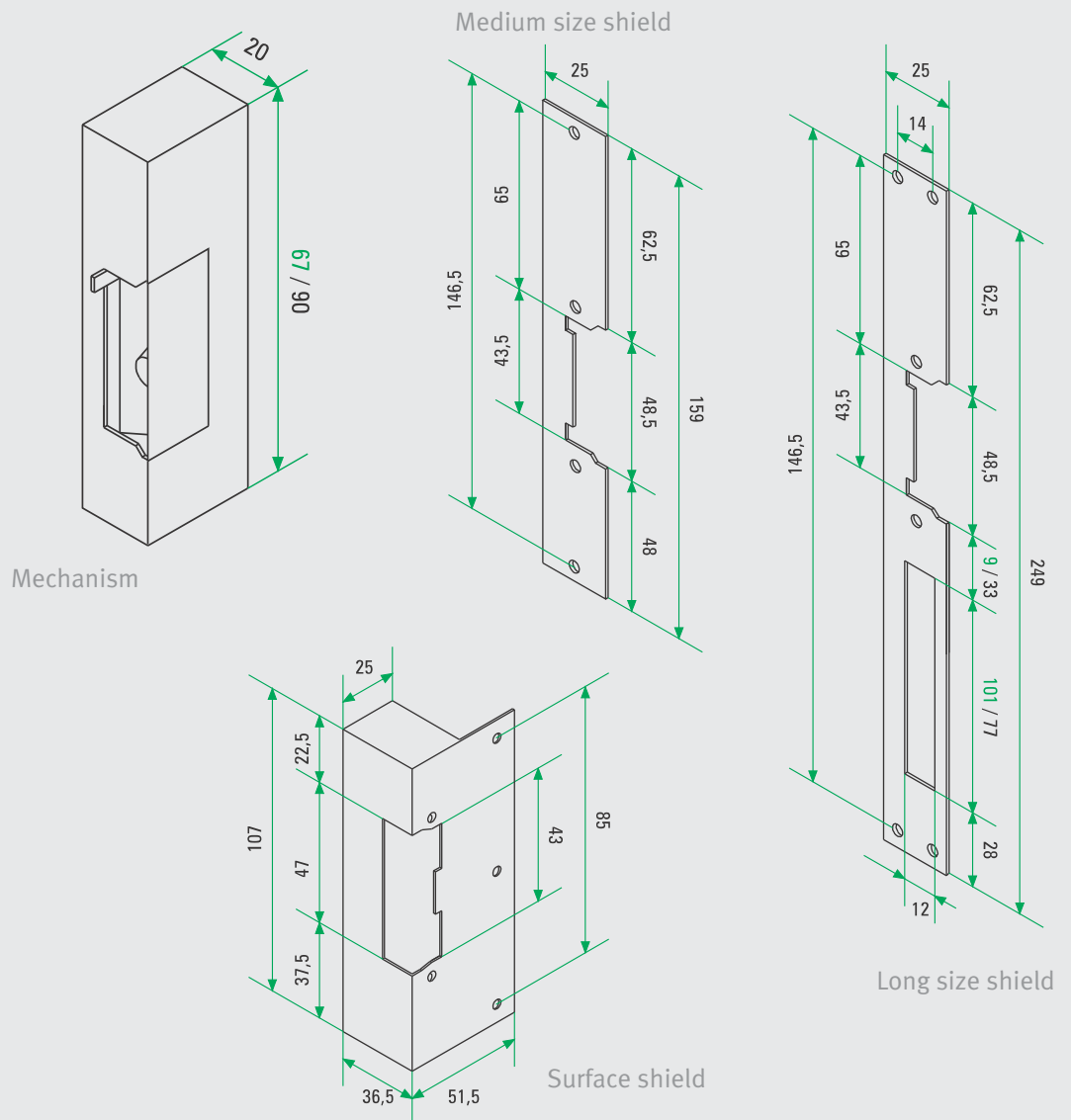
Standard, which only enables the door to be opened while the telephone lock release push button is pressed. On systems with digital installation, the lock release is activated during a period of 3 seconds with just one push.

Automatic, which enables the door to be opened with only pressing once the lock release push button of the telephone. The door is locked again when closed.

Operation voltage from 8 to 12V.a.c. (750mA consumption) or d.c. (DC models, 300mA consumption).

Dimensions shown in green correspond to reduced mechanism size lock releases (P models).

Dimensions are in millimeters.





CV-14

20600140

Standard a.c. lock release.

Adjustable bolt.
Medium size shield.



CV-14E

20600141

Standard a.c. lock release.

Adjustable bolt.
Unlock function.
Medium size shield.



CV-14P

20600142

Standard a.c. lock release.

Adjustable bolt.
Reduced mechanism size.
Medium size shield.



CV-14EP

20600143

Standard a.c. lock release.

Adjustable bolt.
Unlock function.
Reduced mechanism size.
Medium size shield.



CV-14L

20620140

Standard a.c. lock release.

Adjustable bolt.
Long size shield.



CV-14EL

20620141

Standard a.c. lock release.

Adjustable bolt.
Unlock function.
Long size shield.



CV-14LP

20620142

Standard a.c. lock release.

Adjustable bolt.
Reduced mechanism size.
Long size shield.



CV-14ELP

20620143

Standard a.c. lock release.

Adjustable bolt.
Unlock function.
Reduced mechanism size.
Long size shield.



CV-24

20600240

Automatic a.c. lock release.

Adjustable bolt.
Medium size shield.



CV-24E

20600241

Automatic a.c. lock release.

Adjustable bolt.
Unlock function.
Medium size shield.



CV-24P

20600242

Automatic a.c. lock release.

Adjustable bolt.
Reduced mechanism size.
Medium size shield.



CV-24EP

20600243

Automatic a.c. lock release.

Adjustable bolt.
Unlock function.
Reduced mechanism size.
Medium size shield.



CV-24L

20620240

Automatic a.c. lock release.

Adjustable bolt.
Long size shield.



CV-24EL

20620241

Automatic a.c. lock release.

Adjustable bolt.
Unlock function.
Long size shield.



CV-24LP

20620242

Automatic a.c. lock release.

Adjustable bolt.
Reduced mechanism size.
Long size shield.



CV-24ELP

20620243

Automatic a.c. lock release.

Adjustable bolt.
Unlock function.
Reduced mechanism size.
Long size shield.



CV-14/DC

20600149

Standard d.c. lock release.

Adjustable bolt.
Medium size shield.



CV-24/DC

20600249

Automatic d.c. lock release.

Adjustable bolt.
Medium size shield.



G

20690052

Long size shield.



SU

20690061

Surface shield.



7.111

20607111

Detection contacts.

Detect door open status.
Double contact.



7.113

20607113

Detection contacts.

Detect door open status.
Triple contact.



RAP-5130

20160041



Cable for video systems.

For backbones of video digital systems with less than 100 m.
Wires: (2 x 0.25 mm²) + (2 x 1.00 mm²) + 75Ω coaxial cable.
Delivered in 100 m. coils only.



RAP-5130/MIL

20169041




Cable for video systems.

For backbones of video digital systems with less than 100 m.
Wires: (2 x 0.25 mm²) + (2 x 1.00 mm²) + 75Ω coaxial cable.
Delivered in 1,000 m. coils only.



RAP-4306

20160021



Cable for video systems.

For distributions of video digital systems with less than 15 m.
Wires: (2 x 0.25 mm²) + (1 x 1.00 mm²) + 75Ω coaxial cable.
Delivered in 100 m. coils only.



RG-59

31680059



75Ω coaxial cable.

For video systems.
Delivered in 100 m. coils only.



RAP-8415

20160062



Cable for video systems.

For backbones of video digital systems with less than 100 m.
Wires: (2 x 0.25 mm²) + (2 x 0.50 mm²) + (2 x 1.50 mm²)
+ twisted pair of 0.25 mm².
Delivered in 100 m. coils only.





RAP-2150

20160025

Cable for audio and video systems.

For backbones of 2 wires digital systems with less than 100 m.
Wires: (2 x 1,00 mm²). Low capacity.
Delivered in 100 m. coils only.



RAP-4130

20160022

Cable for audio systems.

For backbones of audio digital systems with less than 100 m.
Wires: (2 x 0,25 mm²) + (2 x 1,00 mm²).
Delivered in 100 m. coils only.





accessories

Spare parts

SPARE PARTS



CCD 295

19922146

B/W CCD camera.

For Rock vandal resistant panels of buildings (except INOX Series).



LAMP 24

19921543

Lamps for card holding windows.

For Rock vandal resistant panels of buildings (except INOX Series).
Delivered in 25 units package only.



P-I STADIO

19921571

Single push button.

For Stadio Plus panels.
Delivered in 10 units package only.



P-D STADIO

19921565

Double push button.

For Stadio Plus panels.
Delivered in 10 units package only.



LAMP 24ST

19921546

Lamps for card holding windows.

For Stadio Plus panels.
Delivered in 25 units package only.



CORD-900

19929940

Telephone cord with connectors.

For Condal 900 Series telephones.
Delivered in 5 units package only.



ZUMB 19921595

Buzzer.

For Condal 900 Series telephones with buzzer call.
Delivered in 10 units package only.



CAP SIDE 19921556

Carbon microphone.

For T-910R telephone.
Delivered in 10 units package only.



AUR PLATEA 19920182

Complete handset.

For Platea monitors.



CIR PLATEA + 19920332

Main pcb.

For Tekna Plus and Platea Plus monitors.



AUR SHINER-N 19920186

Complete handset with cord.

For Shiner Plus monitor and porter's exchange.



TAPA SH-PLUS 19922124


Complete front cover.

For Shiner Plus monitor.

accessories



SPARE PARTS



CIR PUL SH

19920367

Push buttoons pcb.

For Shiner Plus monitor.



CIR SH-PLUS

19920333

Main pcb.

For Shiner Plus monitor.





CRT PLANO

19922190

B/W CRT.

4" b/w CRT suitable for any monitor series.
Includes connection cable.





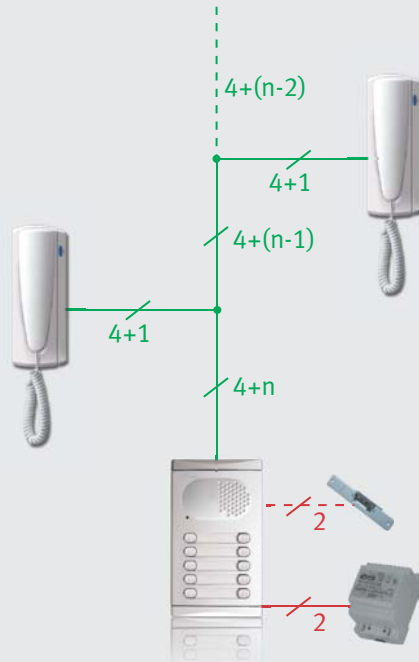
A blurred background image showing several people in a meeting or office setting. The focus is on a woman in the foreground wearing a light blue blazer, with other people visible behind her, all out of focus.

INSTALLATION

diagrams



4+n ■



Kits

K-201 AL, K-202 AL.
K-203, K-204, K-206, K-208.
4110/AL, 4220/AL.
4130/AL, 4140/AL, 4150/AL, 4260/AL,
4280/AL, 4210/AL, 4113/AL, 4223/AL.

Sections

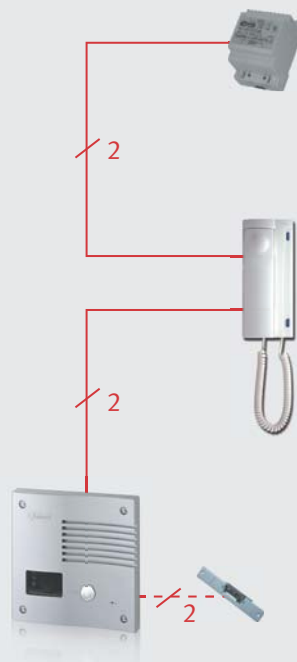
Up to 100 meters

$2 \times 1.00\text{mm}^2$
 $[(3+n) \times 0.25\text{mm}^2] + (1 \times 0.50\text{mm}^2)$

Up to 300 meters

$2 \times 2.50\text{mm}^2$
 $[(3+n) \times 0.50\text{mm}^2] + (1 \times 1.00\text{mm}^2)$

2 wires ■



Kits

K-2 AL, K-22 AL*.

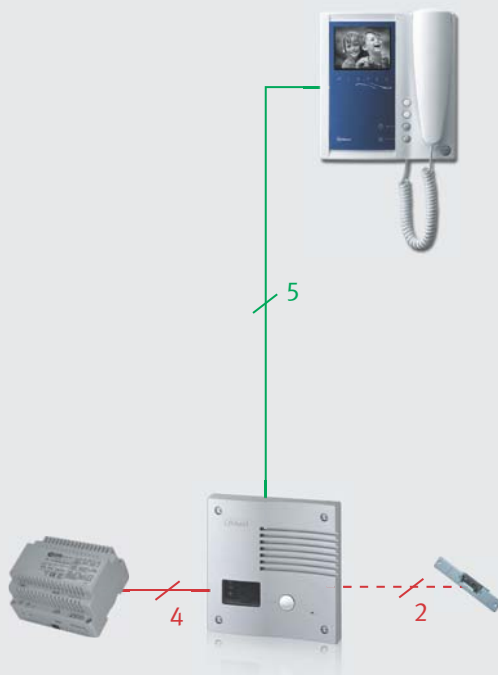
Sections

Up to 100 meters

$2 \times 1.00\text{mm}^2$

(*) Add two wires between door panel and telephone for auxiliary push button function.

5 wires ▲



Kits

SV-805/AL, SV-805/AL Color.

Sections

Up to 100 meters

$(2 \times 1.50\text{mm}^2) + (2 \times 2.50\text{mm}^2)$
 $(2 \times 0.25\text{mm}^2) + (2 \times 1.50\text{mm}^2) + (1 \times 0.50\text{mm}^2)$

Up to 200 meters


$2 \times 2.50\text{mm}^2$
 $(2^* \times 0.25\text{mm}^2) + (2 \times 2.50\text{mm}^2) + (1 \times 1.00\text{mm}^2)$

(*) Twisted pair.

(!) Between panel door panel and monitor:
 Add one wire of 0.25mm^2 for autoswitch-on function.
 Add two wires for auxiliary push button function.



2 wires ▲



Kits

SV-802/AL, SV-802/AL Color,
 SV-22S, SV-22S Color.

Sections

Up to 100 meters

$2 \times 1.00\text{mm}^2$

(!) Between panel door panel and monitor:
 Add two wires for auxiliary push button function.



“Vista Plus” 5 wires digital installation ▲



Kits

SV-815/R5 AL, SV-815/R5 AL Color.

Sections


Up to 100 meters

2 x 1.00mm²

* (3 x 0.25mm²) + (2 x 1.50mm²)

* Golmar RAP-8415 special cable can be used.

“Plus” 3+coaxial digital installation ▲



Kits

SV-801SE AL, SV-801SE AL Color,
5110/P, 5220/P, 5110/Color.

Sections

Up to 100 meters

2 x 1.00mm²

* (2 x 0.25mm²) + (1 x 1.50mm²) + RG-59

Up to 300 meters

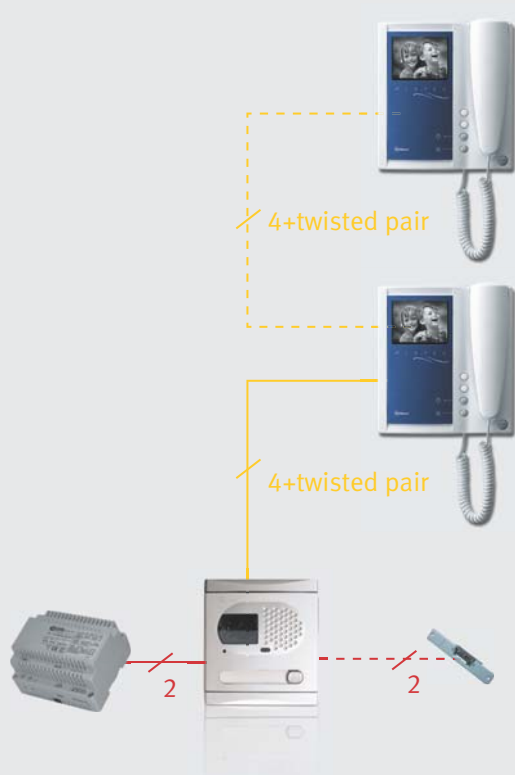
2 x 2.50mm²

(2 x 0.25mm²) + (1 x 2.50mm²) + RG-59

* Golmar RAP-5130 special cable can be used.

(!) Add two wires between door panel and power supply to activate a.c. lock releases.

“Plus” 4+twisted pair digital installation ▲



Kits

SV-801SE AL, SV-801SE AL Color (add an EL562 twisted pair video receiver).
5110/SC, 5110/SC Color, 5220/SC, 5113/SC, 5113/SC Color.

Sections

Up to 100 meters

$(2 \times 1.50\text{mm}^2) + (2 \times 2.50\text{mm}^2)$

* $(2 \times 0.25\text{mm}^2) + (2 \times 1.50\text{mm}^2) + (2^{**} \times 0.25\text{mm}^2)$

Up to 300 meters

$2 \times 2.50\text{mm}^2$

$(2 \times 0.25\text{mm}^2) + (2 \times 2.50\text{mm}^2) + (2^{**} \times 0.25\text{mm}^2)$

* Golmar RAP-8415 special cable can be used.

** Twisted pair (UTP CAT-5 or higher).





4+n ■

System composition

With **Rock and Nexa** push buttons panels (only systems with one access door).
With **Rock Inox and Stadio Plus** push buttons panels.
With **700 and 900 Series telephones**.

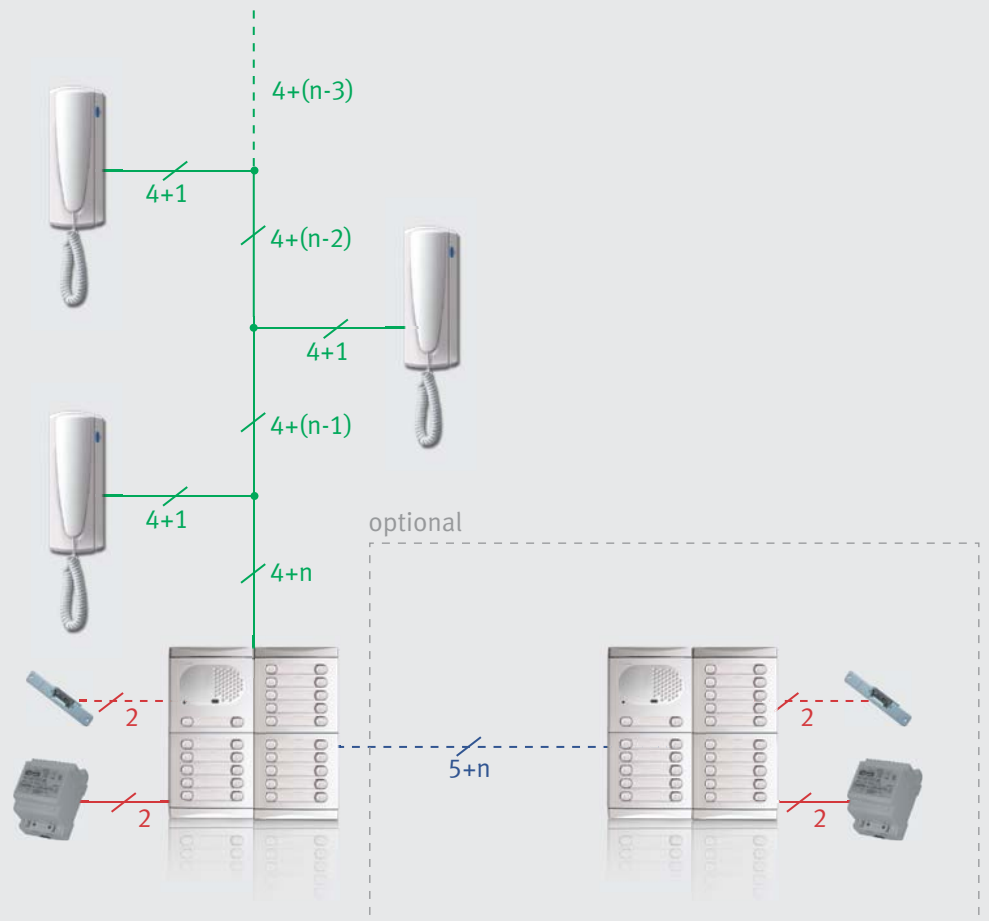
Sections

Up to 100 meters

2 x 1.00mm²
[(3+n) x 0.25mm²] + (1 x 0.50mm²)
[(4+n) x 0.25mm²] + (1 x 0.50mm²)

Up to 300 meters

2 x 2.50mm²
[(3+n) x 0.50mm²] + (1 x 1.00mm²)
[(4+n) x 0.50mm²] + (1 x 1.00mm²)



4+n ■

System composition

With **Rock Inox and Stadio Plus** push buttons panels.
With **700 and 900 Series** telephones.

Sections

Up to 100 meters

2 x 1.00mm²

[(3+n) x 0.25mm²] + (1 x 0.50mm²)

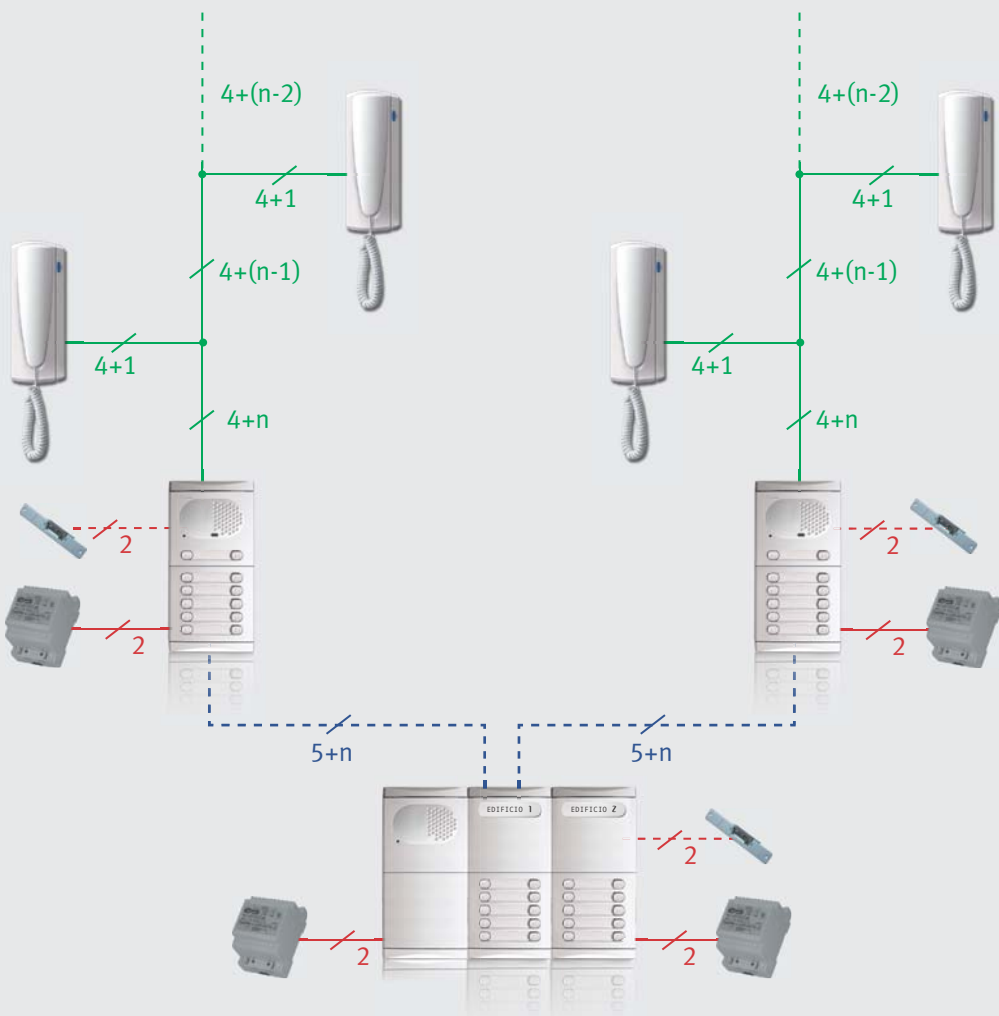
[(4+n) x 0.25mm²] + (1 x 0.50mm²)

Up to 300 meters

2 x 2.50mm²

[(3+n) x 0.50mm²] + (1 x 1.00mm²)

[(4+n) x 0.50mm²] + (1 x 1.00mm²)





in S diagrams tallation

Audio systems
One or several access doors

“2Plus” 2 wires digital installation ■

System composition

With **Rock Inox and Stadio Plus** push buttons panels.
With **Rock Inox and Stadio Plus** coded panels using CD-2Plus gateway.
With **T-7722VD** telephone.

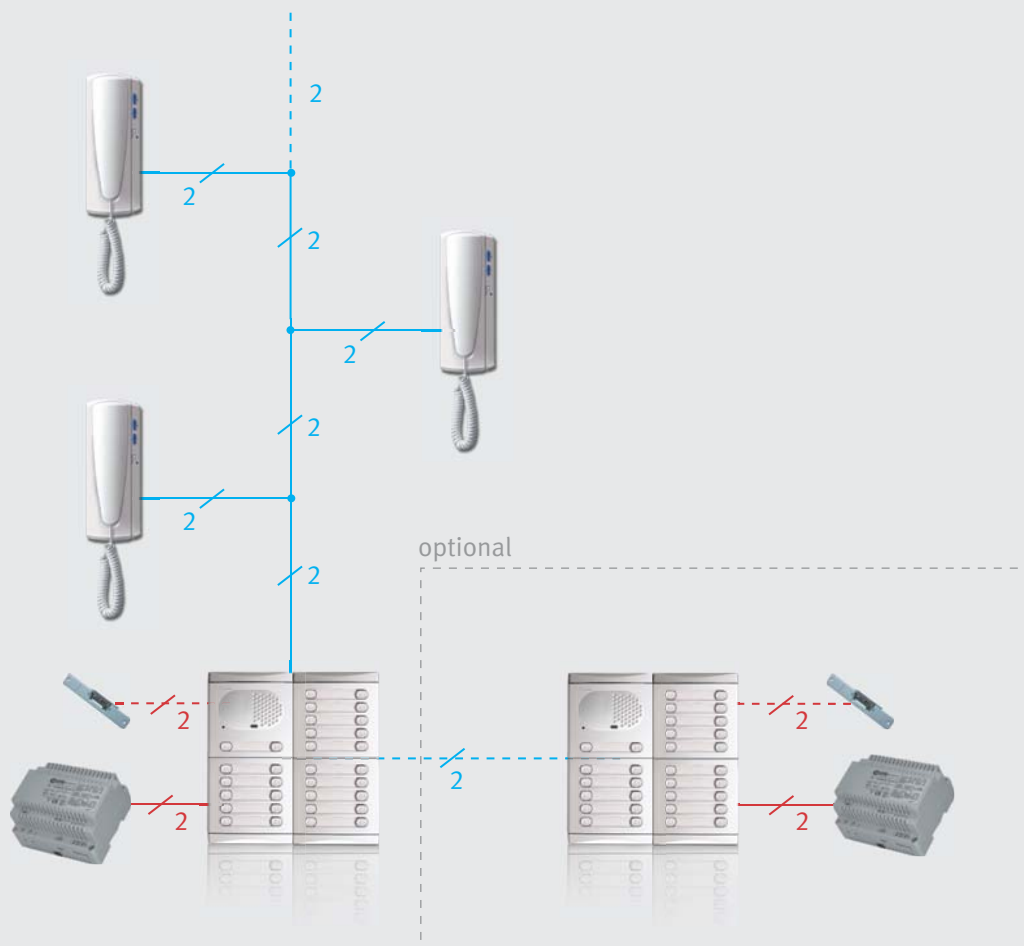
Sections

Up to 100 meters

2 x 1.00mm²

* 2 x 1.00mm²

* It's recommended to use Golmar RAP-2150 special cable.



“2Plus” 2 wires digital installation ■

System composition

Use a CD-2Plus gateway on each internal building panel.
 With **Rock Inox** and **Stadio Plus** push buttons or coded panels.
 With **T-7722VD telephone**.

Sections

Up to 100 meters

2 x 1.00mm²

* 2 x 1.00mm²

** (2 x 0.25mm²) + (1 x 1.00mm²)

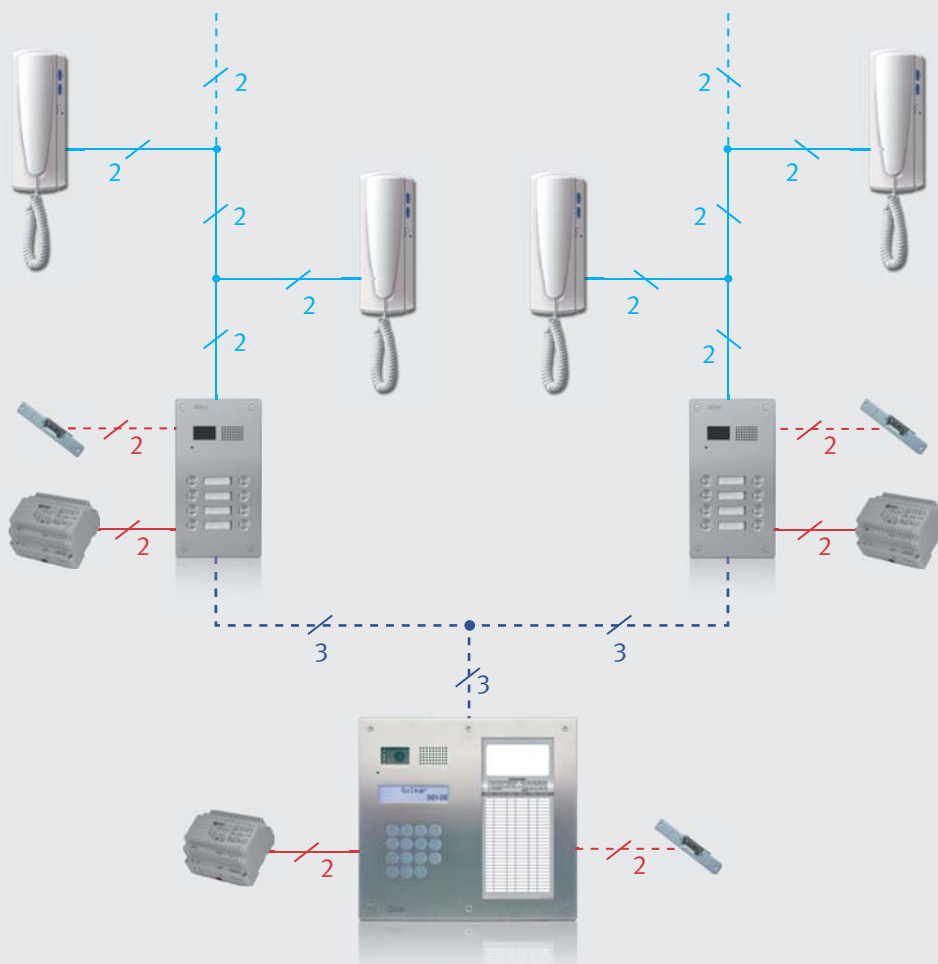
Up to 300 meters

2 x 2.50mm²

(2 x 0.25mm²) + (1 x 2.50mm²)

* It's recommended to use Golmar RAP-2150 special cable.

** Golmar RAP-4130 special cable can be used.



in ^{diagrams} S t a l l a t i o n

Audio systems
One or several access doors



“Plus” 4 wires digital installation ■

System composition

With **Rock Inox and Stadio Plus** push buttons or coded panels.
With **T-740 Uno and/or T-940 Uno and/or T-940 Plus** telephones.

Sections

Up to 100 meters

2 x 1.00mm²

* (2 x 0.25mm²) + (2 x 1.00mm²)

* (2 x 0.25mm²) + (1 x 1.00mm²)

Up to 300 meters

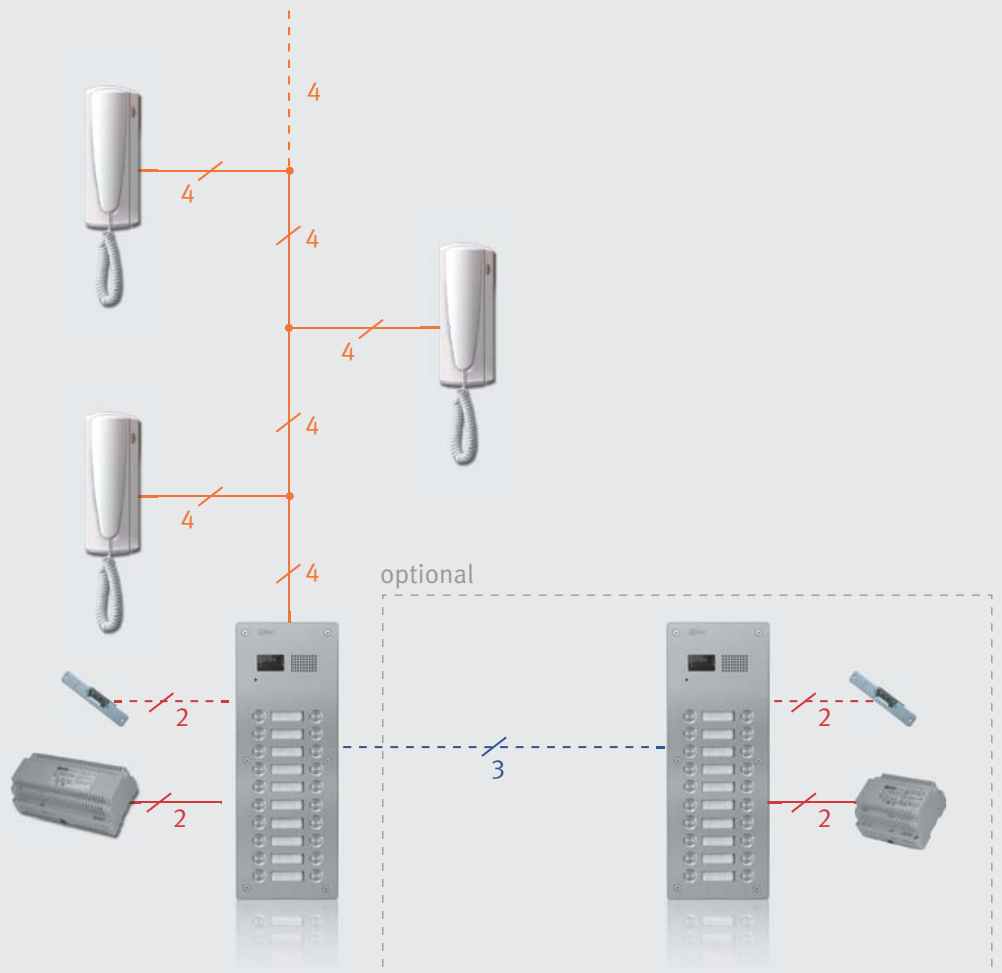
2 x 2.50mm²

(2 x 0.25mm²) + (2 x 2.50mm²)

(2 x 0.25mm²) + (1 x 2.50mm²)

* Golmar RAP-4130 special cable can be used.

diagrams
IN S T A L L A T I O N



“Plus” 4 wires digital installation ■

System composition

With **Rock Inox** and **Stadio Plus** push buttons or coded panels.
 With **T-740 Uno** and/or **T-940 Uno** and/or **T-940 Plus** telephones.

Sections

Up to 100 meters

2 x 1.00mm²

* (2 x 0.25mm²) + (2 x 1.00mm²)

* (2 x 0.25mm²) + (1 x 1.00mm²)

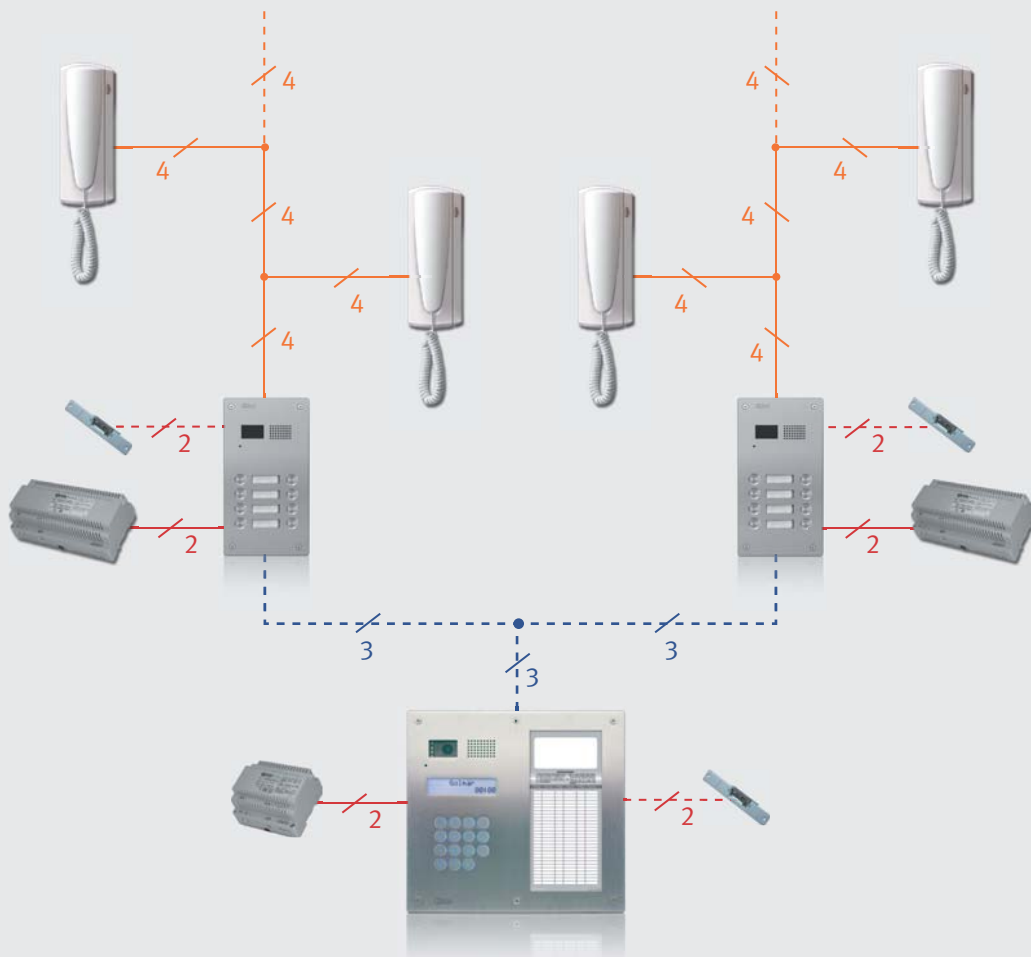
Up to 300 meters

2 x 2.50mm²

(2 x 0.25mm²) + (2 x 2.50mm²)

(2 x 0.25mm²) + (1 x 2.50mm²)

* Golmar RAP-4130 special cable can be used.



in **S**tallation diagrams

Video systems
One or several access doors



“V2Plus” 2 wires digital installation ▲

System composition

Use a MC/V2Plus riser multiplexer on systems with several access doors or more than 32 monitors.
With Rock Inox and Stadio Plus push buttons panels.
With Rock Inox and Stadio Plus coded panels using CD-V2Plus gateway.
With Tekna V2Plus and Platea V2Plus monitors.

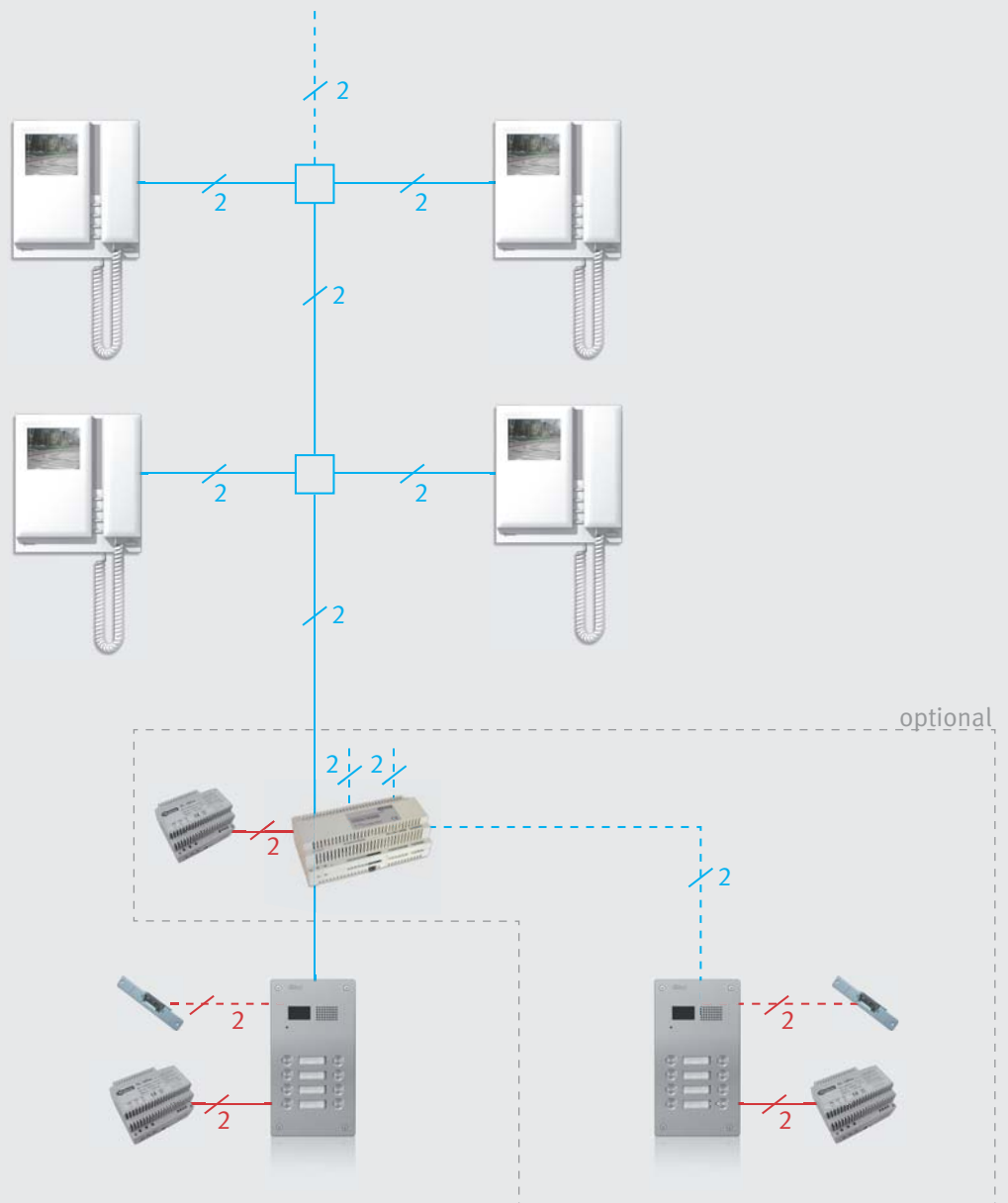
Sections

Up to 100 meters

2 x 1.00mm²


*2 x 1.00 mm²

* It's recommended to use Golmar RAP-2150 special cable.



diagrams
INSTALLATION

“V2Plus” 2 wires digital installation ▲



System composition

Use a CD-V2Plus gateway on each internal building panel.
 Use a MC/V2Plus riser multiplexer on buildings with more than 32 monitors.
 With **Rock Inox and Stadio Plus** push buttons or coded panels.
 With **Tekna V2Plus and Platea V2Plus** monitors.

Sections

Up to 100 meters

2 x 1.00mm²

*2 x 1.00mm²

** (2 x 0.25mm²) + (1 x 1.00mm²) + RG-59

Up to 300 meters

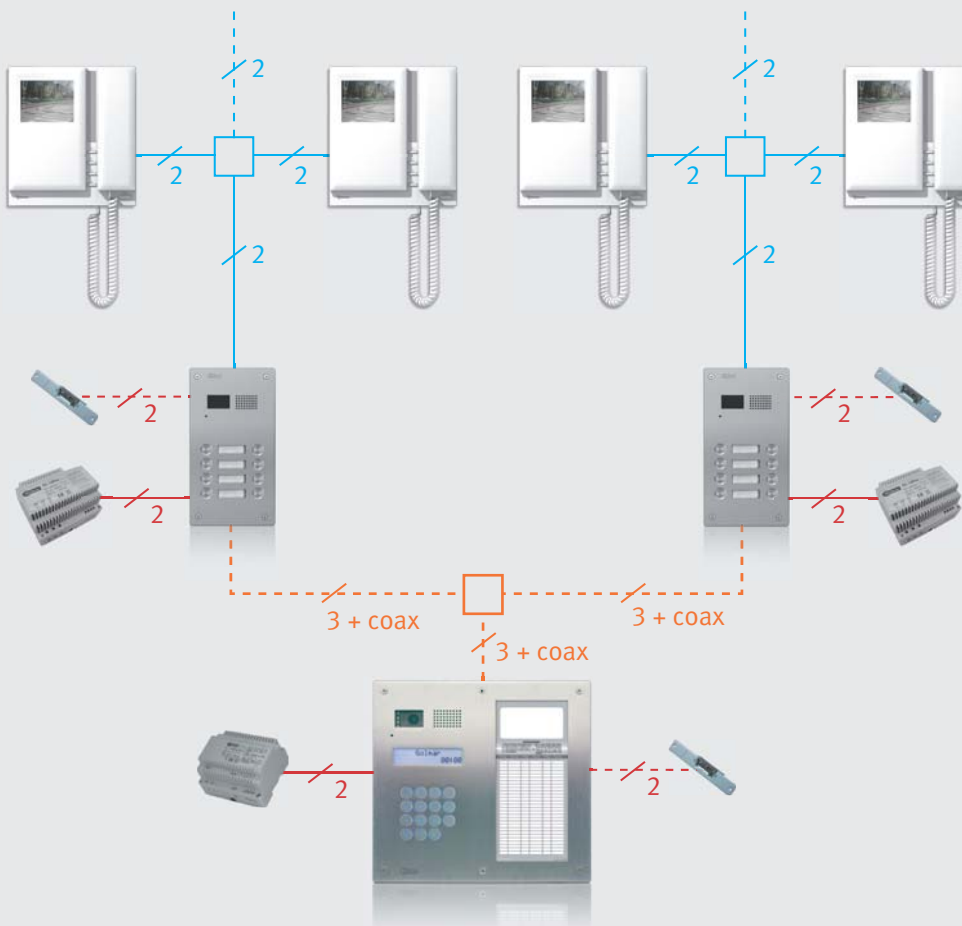
2 x 2.50mm²

(2 x 0.25mm²) + (1 x 2.50mm²) + RG-59

* It's recommended to use Golmar RAP-2150 special cable.

** Golmar RAP-5130 or RAP-8415 special cables can be used.

(!) 4+twisted pair installation can be used instead of 3+coaxial.



in ^{diagrams} S _{tallation}

Video systems
One or several access doors



“Vista Plus” 5 wires digital installation ▲

System composition

With **Rock Inox and Stadio Plus** push buttons panels.
 With **Rock Inox and Stadio Plus** coded panels using CD-Plus/R5 gateway.
 With **Tekna R5 and Platea R5** monitors.

Sections

Up to 100 meters

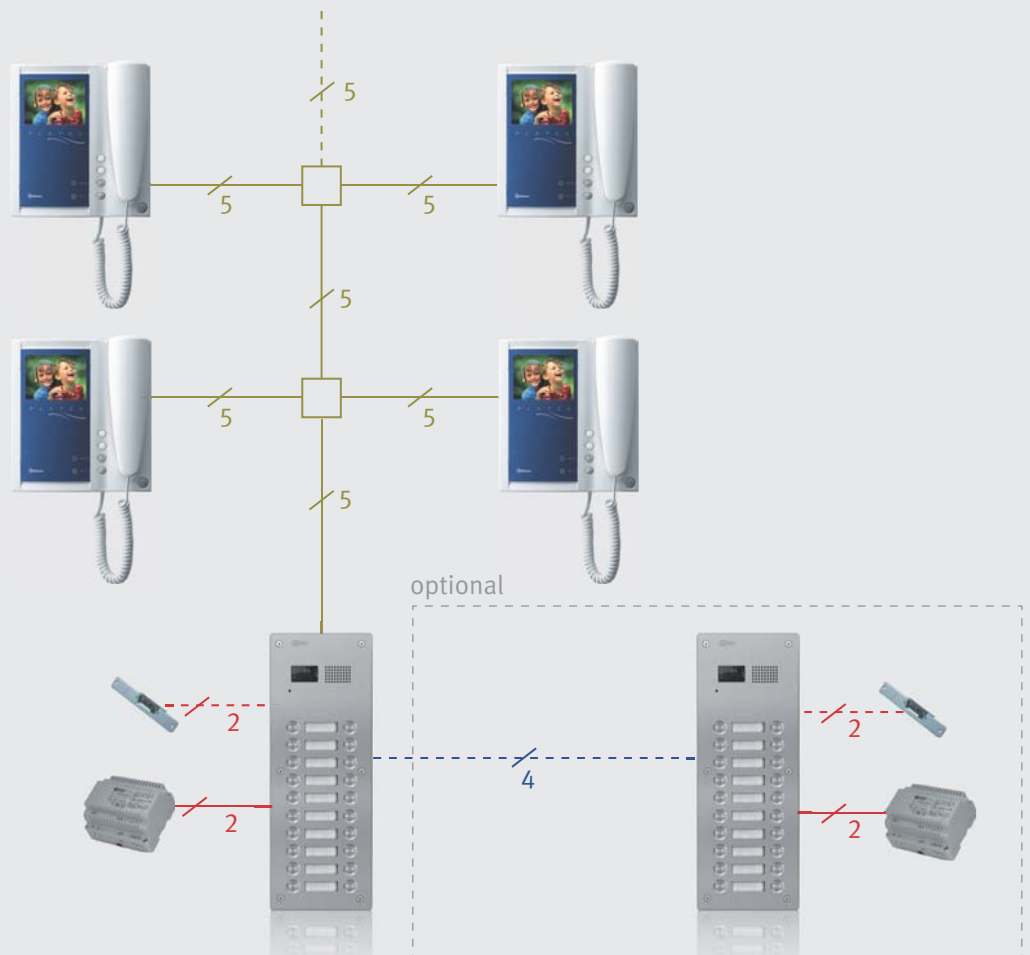
2 x 1.00mm²

* (3 x 0.25mm²) + (2 x 1.5mm²)

* (3 x 0.25mm²) + (1 x 1.5mm²)

* Golmar RAP-8415 special cable can be used.

diagrams
IN **S** TALLATION



“Vista Plus” 5 wires digital installation ▲



System composition

Use a CD-Plus/R5 gateway on each internal building panel.
 With **Rock Inox and Stadio Plus** push buttons or coded panels.
 With **Tekna R5 and Platea R5** monitors.

Sections

Up to 100 meters

2 x 1.00mm²

*(3 x 0.25mm²) + (2 x 1.5mm²)

** (2 x 0.25mm²) + (1 x 1.00mm²) + RG-59

Up to 300 meters

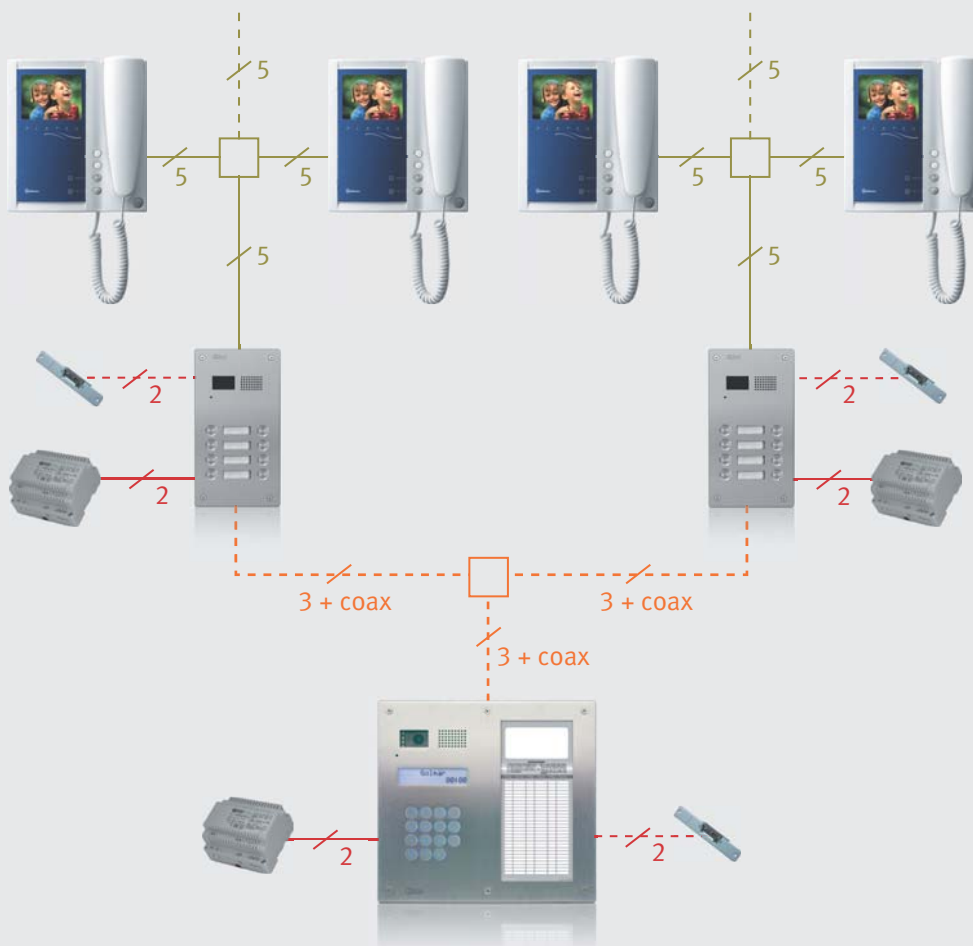
2 x 2.50mm²

(2 x 0.25mm²) + (1 x 2.50mm²) + RG-59

* Golmar RAP-8415 special cable can be used.

** Golmar RAP-5130 or RAP-8415 special cables can be used.

(!) 4+twisted pair installation can be used instead of 3+coaxial.



in S diagrams tallation

Video systems
One or several access doors



“Plus” 3+coaxial or 4+twisted pair digital installation ▲▲

System composition

With **Rock, Rock Inox and Stadio Plus** push buttons or coded panels.
With **Szena Plus, Tekna Plus, Tekna Uno, Platea Plus and Platea Uno** monitors.

Sections

Up to 100 meters

2 x 1.00mm²

* (2 x 0.25mm²) + (1 x 1.00mm²) + RG-59

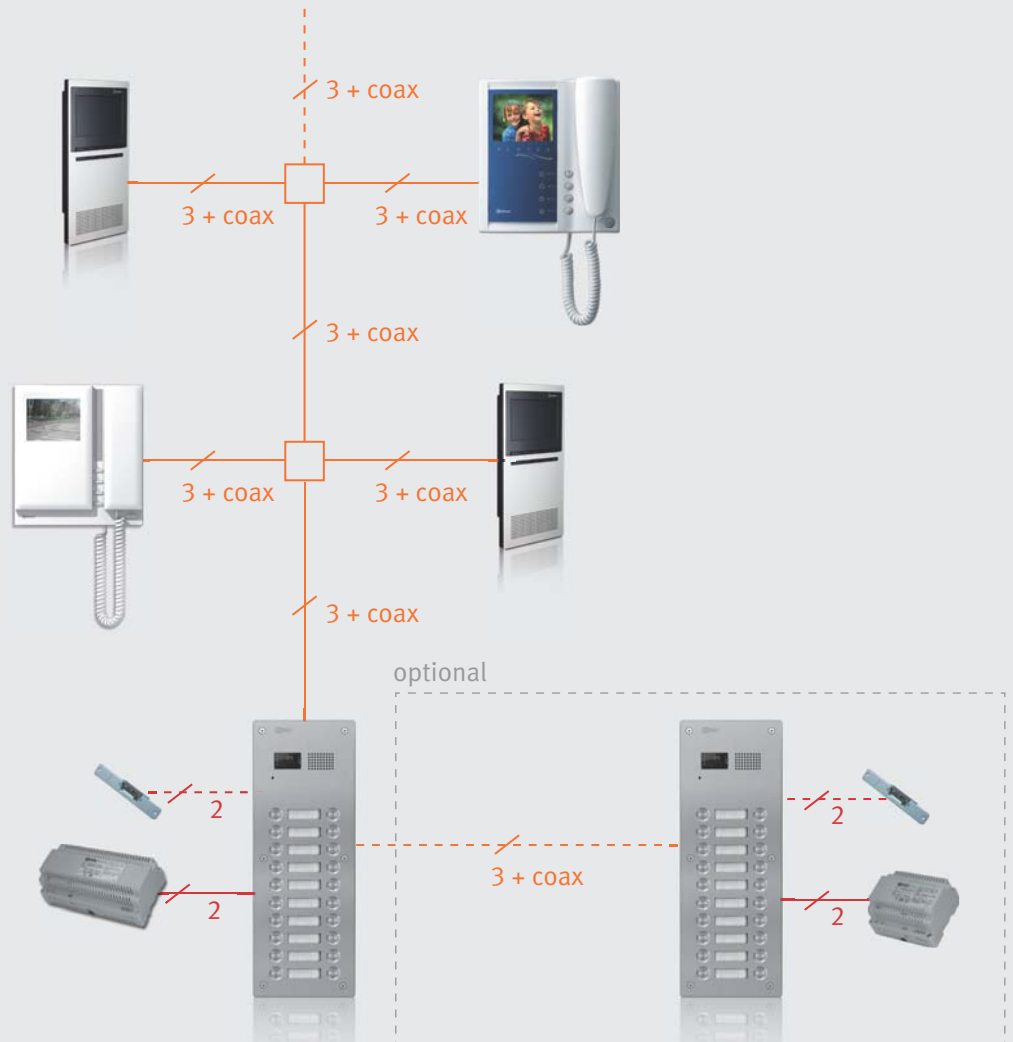
Up to 300 meters

2 x 2.50mm²

(2 x 0.25mm²) + (1 x 2.50mm²) + RG-59

* Golmar RAP-5130 or RAP-8415 special cables can be used.

(!) 4+twisted pair installation can be used instead of 3+coaxial.



diagrams
IN STALLATION

“Plus” 3+coaxial or 4+twisted pair digital installation ▲▲

System composition

With **Rock, Rock Inox and Stadio Plus** push buttons or coded panels.
 With **Szena Plus, Tekna Plus, Tekna Uno, Platea Plus and Platea Uno** monitors.

Sections

Up to 100 meters

2 x 1.00mm²

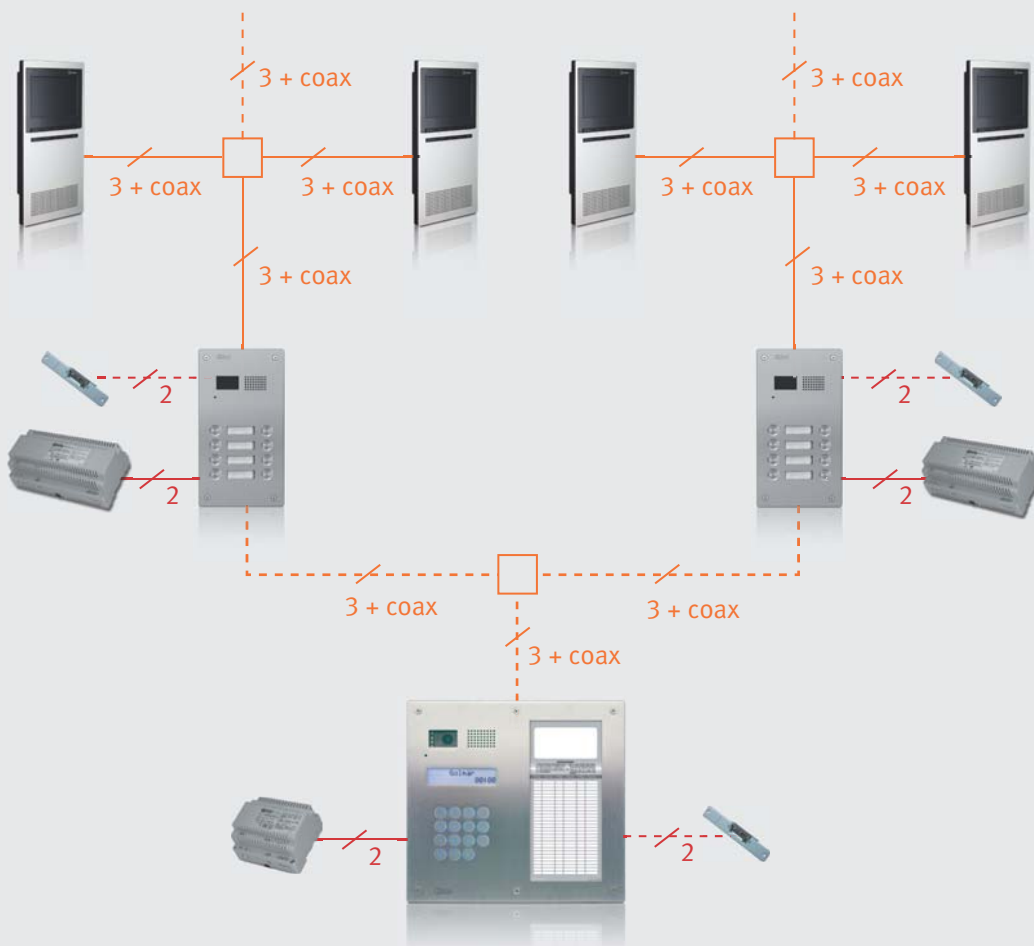
* (2 x 0.25mm²) + (1 x 1.00mm²) + RG-59

Up to 300 meters

2 x 2.50mm²

(2 x 0.25mm²) + (1 x 2.50mm²) + RG-59

* Golmar RAP-5130 or RAP-8415 special cables can be used.
 (!) 4+twisted pair installation can be used instead of 3+coaxial.



Terminology

Audio systems

- 2 wires for villas
- 4 + N
- “2^{Plus}” 2 wires digital
- “Vista Plus” 3 wires digital
- “Plus/Uno” 4 wires digital

Video systems

- ▲ 2 wires for villas
- ▲ 5 wires for villas
- ▲ “Vista Plus” 5 wires digital
- ▲ “V2Plus” 2 wires digital
- ▲ “Plus/Uno” 3 + coaxial digital
- ▲ “Plus/Uno” 4 + twisted pair digital

- All digital systems



INDEX
of references

Index of references

600/AL

931/AL

Reference	Code	Description	Page
600/AL	11280600	Closing heads set for Stadio Plus panels.	109
605/AL	11280605	Replacement frame for Stadio Plus compact size panels.	33, 127
611/AL	11280611	Replacement frame for 1(H) x 1(W) Stadio Plus panels.	33, 127
621/AL	11280621	Replacement frame for 2(H) x 1(W) Stadio Plus panels.	33, 127
622/AL	11280622	Replacement frame for 2(H) x 2(W) Stadio Plus panels.	127
631/AL	11280631	Replacement frame for 3(H) x 1(W) Stadio Plus panels.	127
632/AL	11280632	Replacement frame for 3(H) x 2(W) Stadio Plus panels.	128
705/AL	11280705	Rain shield for Stadio Plus compact size panels.	33, 128
711/AL	11280711	Rain shield for 1(H) x 1(W) Stadio Plus panels.	33, 128
721/AL	11280721	Rain shield for 2(H) x 1(W) Stadio Plus panels.	33, 128
722/AL	11280722	Rain shield for 2(H) x 2(W) Stadio Plus panels.	129
725/AL	11280725	Rain shield for Stadio Plus compact coded panels with 3202/AL informative module.	33
731/AL	11280731	Rain shield for 3(H) x 1(W) Stadio Plus panels.	128
732/AL	11280732	Rain shield for 3(H) x 2(W) Stadio Plus panels.	129
805/AL	11280805	Surface box for Stadio Plus compact size panels.	34, 131
811/AL	11280811	Surface box for 1(H) x 1(W) digital Stadio Plus panels.	34, 131
821/AL	11280821	Surface box for 2(H) x 1(W) digital Stadio Plus panels.	34, 131
822/AL	11280822	Surface box for 2(H) x 2(W) digital Stadio Plus panels.	131
825/AL	11280825	Surface box with rain shield for Stadio compact coded panels with 3202/AL module.	35
831/AL	11280831	Surface box for 3(H) x 1(W) digital Stadio Plus panels.	131
832/AL	11280832	Surface box for 3(H) x 2(W) digital Stadio Plus panels.	132
871/AL	11280871	Surface box with integrated rain shield for 1(H) x 1(W) Stadio Plus panels.	34, 129
872/AL	11280872	Surface box with integrated rain shield for 2(H) x 1(W) Stadio Plus panels.	35, 129
875/AL	11280875	Surface box with integrated rain shield for compact size Stadio Plus panels.	34, 129
881/AL	11280881	Horizontally linkable surface box for 1(H) x 1(W) Stadio Plus panels.	35, 130
882/AL	11280882	Horizontally linkable surface box for 2(H) x 1(W) Stadio Plus panels.	36, 130
883/AL	11280883	Horizontally linkable surface box for 3(H) x 1(W) Stadio Plus panels.	130
885/AL	11280885	Horizontally linkable surface box for compact size Stadio Plus panels.	35, 130
905/AL	11280905	45° surface box for compact size Stadio Plus panels.	36, 132
911/AL	11280911	45° surface box for 1(H) x 1(W) Stadio Plus panels.	36, 132
921/AL	11280921	45° surface box for 2(H) x 1(W) Stadio Plus panels.	36, 132
922/AL	11280922	45° surface box for 2(H) x 2(W) Stadio Plus panels.	133
931/AL	11280931	45° surface box for 3(H) x 1(W) Stadio Plus panels.	132

of references
INDEX

INDEX

09

Index of references

Reference	Code	Description	Page	
932/AL	11280932	45° surface box for 3(H) x 2(W) Stadio Plus panels.	133	932/AL
1000/AL	11781000	Stadio Plus video grille module without push buttons.	105	3150/AL
1001/AL	11781001	Stadio Plus video grille module without push buttons. Small informative window.	105	
1110/AL	11781110	1 push button Stadio Plus video grille module.	105	
1121/AL	11781121	2 push buttons Stadio Plus compact size video module. Small informative window.	102	
1131/AL	11781131	3 push buttons Stadio Plus compact size video module. Small informative window.	102	
1140/AL	11781140	4 push buttons Stadio Plus compact size video module.	102	
1150/AL	11781150	5 push buttons Stadio Plus compact size video module.	102	
1210/AL	11781210	10 push buttons Stadio Plus compact size video module.	103	
1220/AL	11781220	2 push buttons Stadio Plus video grille module.	105	
1261/AL	11781261	6 push buttons Stadio Plus compact size video module. Small informative window.	103	
1280/AL	11781280	8 push buttons Stadio Plus compact size video module.	103	
2000/AL	11282000	Stadio Plus audio grille module without push buttons.	104	
2001/AL	11282001	Stadio Plus audio grille module without push buttons. Small informative window.	104	
2110/AL	11282110	1 push button Stadio Plus audio grille module.	105	
2130/AL	11282130	3 push buttons Stadio Plus compact size audio module.	100	
2140/AL	11282140	4 push buttons Stadio Plus compact size audio module.	100	
2150/AL	11282150	5 push buttons Stadio Plus compact size audio module.	101	
2210/AL	11282210	10 push buttons Stadio Plus compact size audio module.	101	
2220/AL	11282220	2 push buttons Stadio Plus audio grille module.	105	
2260/AL	11282260	6 push buttons Stadio Plus compact size audio module.	101	
2280/AL	11282280	8 push buttons Stadio Plus compact size audio module.	101	
3000/AL	11283000	Stadio Plus blank module.	109	
3001/AL	11283001	Stadio Plus blank module. Small informative window.	109	
3002/AL	11283002	Stadio Plus blank module. Large informative window.	109	
3110/AL	11283110	1 push button Stadio Plus module.	106	
3111/AL	11283111	1 push button Stadio Plus module. Small informative window.	106	
3120/AL	11283120	2 push buttons Stadio Plus module.	106	
3121/AL	11283121	2 push buttons Stadio Plus module. Small informative window.	106	
3130/AL	11283130	3 push buttons Stadio Plus module.	106	
3131/AL	11283131	3 push buttons Stadio Plus module. Small informative window.	107	
3140/AL	11283140	4 push buttons Stadio Plus module.	107	
3150/AL	11283150	5 push buttons Stadio Plus module.	107	

Index of references

3202/AL

5150

Reference	Code	Description	Page
3202/AL	11783202	Informative module for Stadio Plus compact coded panels.	37
3210/AL	11283210	10 push buttons Stadio Plus module.	109
3220/AL	11283220	2 push buttons Stadio Plus module.	107
3221/AL	11283221	2 push buttons Stadio Plus module. Small informative window.	107
3240/AL	11283240	4 push buttons Stadio Plus module.	108
3241/AL	11283241	4 push buttons Stadio Plus module. Small informative window.	108
3260/AL	11283260	6 push buttons Stadio Plus module.	108
3261/AL	11283261	6 push buttons Stadio Plus module. Small informative window.	108
3280/AL	11283280	8 push buttons Stadio Plus module.	108
3301/AL	11283301	Stadio Plus access control module through keypad.	125
3403/AL	▲▲▲ 11783403	Stadio Plus coded call module.	116, 124
4110/AL	■ 11284110	1 way Stadio Plus audio kit. 4+n installation.	14
4113/AL	■ 11284113	1 way Stadio Plus audio kit. Access control. 4+n installation.	30
4130/AL	■ 11284130	3 ways Stadio Plus audio kit. 4+n installation.	16
4140/AL	■ 11284140	4 ways Stadio Plus audio kit. 4+n installation.	16
4150/AL	■ 11284150	5 ways Stadio Plus audio kit. 4+n installation.	16
4210/AL	■ 11284210	10 ways Stadio Plus audio kit. 4+n installation.	17
4220/AL	■ 11284220	2 ways Stadio Plus audio kit. 4+n installation.	14
4223/AL	■ 11284223	2 ways Stadio Plus audio kit. Access control. 4+n installation.	30
4260/AL	■ 11284260	6 ways Stadio Plus audio kit. 4+n installation.	17
4280/AL	■ 11284280	8 ways Stadio Plus audio kit. 4+n installation.	17
4301/AL	11284301	Stadio Plus access control kit through keypad.	29
4403	■ 11784403	Stadio Plus audio coded pack. "Plus" digital installation.	27
4502 SE	11284503	Stadio Plus access control kit through proximity reader.	29
5110/Color	▲ 11785111	1 way Stadio Plus color video kit. "Plus" digital installation.	24
5110/P	▲ 11785112	1 way Stadio Plus b/w video kit. "Plus" digital installation.	23
5110/SC	▲ 11785116	1 way Stadio Plus b/w video kit. "Plus" digital installation.	23
5110/SC/Color	▲ 11785117	1 way Stadio Plus color video kit. "Plus" digital installation.	24
5113/SC	▲ 11785119	1 way Stadio Plus b/w video kit. "Plus" digital installation. Access control.	31
5113/SC Color	▲ 11785118	1 way Stadio Plus color video kit. "Plus" digital installation. Access control.	31
5131	▲ 11785131	3 ways Stadio Plus b/w video pack. "Plus" digital installation.	25
5140	▲ 11785140	4 ways Stadio Plus b/w video pack. "Plus" digital installation.	25
5150	▲ 11785150	5 ways Stadio Plus b/w video pack. "Plus" digital installation.	25

of references
INDEX

INDEX

09

Index of references

Reference	Code	Description	Page	5210 7216/INOX/LA
5210	▲ 11785210	10 ways Stadio Plus b/w video pack. "Plus" digital installation.	26	
5220/P	▲ 11785222	2 ways Stadio Plus b/w video kit. "Plus" digital installation.	24	
5220/SC	▲ 11785226	2 ways Stadio Plus b/w video kit. "Plus" digital installation.	24	
5261	▲ 11785261	6 ways Stadio Plus b/w video pack. "Plus" digital installation.	26	
5280	▲ 11785280	8 ways Stadio Plus b/w video pack. "Plus" digital installation.	26	
5403	▲ 11785403	Stadio Plus b/w video coded pack. "Plus" digital installation.	27	
5403/Color	▲ 11785404	Stadio Plus color video coded pack. "Plus" digital installation.	27	
6403/INOX	■ 11386403	Rock Inox audio coded pack. "Plus" digital installation.	45	
6425/INOX	■ 11386425	Rock Inox audio coded pack. "Plus" digital installation. Informative window.	45	
7101/INOX	11757101	1 push button Rock Inox panel.	40	
7101/INOX/LA	11747101	1 push button Rock Inox panel. Brass finish.	40	
7102/INOX	11757102	2 push buttons Rock Inox panel.	40	
7102/INOX/LA	11747102	2 push buttons Rock Inox panel. Brass finish.	40	
7103/INOX	11757103	3 push buttons Rock Inox panel.	40	
7103/INOX/LA	11747103	3 push buttons Rock Inox panel. Brass finish.	40	
7105/INOX	11757105	5 push buttons Rock Inox panel.	41	
7105/INOX/LA	11747105	5 push buttons Rock Inox panel. Brass finish.	41	
7111	20607111	Door open detection contacts. Double contact.	181	
7113	20607113	Door open detection contacts. Triple contact.	181	
7204/INOX	11757204	4 push buttons Rock Inox panel.	41	
7204/INOX/LA	11747204	4 push buttons Rock Inox panel. Brass finish.	41	
7206/INOX	11757206	6 push buttons Rock Inox panel.	41	
7206/INOX/LA	11747206	6 push buttons Rock Inox panel. Brass finish.	41	
7208/INOX	11757208	8 push buttons Rock Inox panel.	41	
7208/INOX/LA	11747208	8 push buttons Rock Inox panel. Brass finish.	41	
7210/INOX	11757210	10 push buttons Rock Inox panel.	41	
7210/INOX/LA	11747210	10 push buttons Rock Inox panel. Brass finish.	41	
7212/INOX	11757212	12 push buttons Rock Inox panel.	42	
7212/INOX/LA	11747212	12 push buttons Rock Inox panel. Brass finish.	42	
7214/INOX	11757214	14 push buttons Rock Inox panel.	42	
7214/INOX/LA	11747214	14 push buttons Rock Inox panel. Brass finish.	42	
7216/INOX	11757216	16 push buttons Rock Inox panel.	42	
7216/INOX/LA	11747216	16 push buttons Rock Inox panel. Brass finish.	42	

iNdex of references

7218/INOX

CE-7600

Reference	Code	Description	Page
7218/INOX	11757218	18 push buttons Rock Inox panel.	42
7218/INOX/LA	11747218	18 push buttons Rock Inox panel. Brass finish.	42
7220/INOX	11757220	20 push buttons Rock Inox panel.	42
7220/INOX/LA	11747220	20 push buttons Rock Inox panel. Brass finish.	42
7403/INOX Color	▲▲ 11787404	Rock Inox color video coded pack. "Plus" digital installation.	45
7425/INOX Color	▲▲ 11787425	Rock Inox color video coded pack. "Plus" digital installation. Informative window.	45
7601/INOX	11797601	Surface box for 7105, 7208, 7210, 6403 and 7403/INOX panels.	43, 46
7602/INOX	11797602	Surface box for 6425 and 7425/INOX panels.	46
7871/INOX	11797871	Surface box with integrated rain shield for 7105, 7208, 7210, 6403 and 7403/INOX panels.	43, 46
7872/INOX	11797872	Surface box with integrated rain shield for 6425 and 7425/INOX panels.	46
AUR PLATEA	19920182	Spare handset for Platea monitors.	185
AUR SHINER-N	19920186	Spare handset for Shiner Plus monitor and porter's exchanges.	185
C-295/CODE	■▲▲ 11329580	Informative module for vandal resistant coded panels.	59, 64
CA-295/6	■ 11229586	6 push buttons vandal resistant module. 4+n installation.	57
CA-295/8	■ 11229588	8 push buttons vandal resistant module. 4+n installation.	57
CAP SIDE	19921556	Spare carbon microphone for T-910R telephone.	185
CC-20 ROCK	20740411	Vandal resistant access control module through keypad.	28
CC-20 ROCK/RE	20740413	Vandal resistant access control module through backlit keypad.	28
CCD 295	19922146	Spare b/w CCD camera for Rock building panels (not INOX).	184
CD-2Plus	■ 11298020	Gateway for audio systems with "2Plus" digital installation.	112
CD-295/6	▲▲ 11329586	6 push buttons vandal resistant module. "Plus" digital installation.	62
CD-295/8	▲▲ 11329588	8 push buttons vandal resistant module. "Plus" digital installation.	62
CD-Plus/4N	■▲▲ 11798196	Gateway for telephone interface on systems with "Plus" digital installation.	171
CD-Plus/R5	▲ 11798198	Gateway for video systems with "Vista Plus" digital installation.	120
CD-V2Plus	▲ 11797181	Gateway for video systems with "V2Plus" digital installation.	118
CE610	11280610	1 module Stadio Plus embedding box.	126
CE615	11280615	Compact size Stadio Plus embedding box.	126
CE620	11280620	2 modules Stadio Plus embedding box.	126
CE630	11280630	3 modules Stadio Plus embedding box.	126
CE-940 Simple	■▲▲ 11379679	Reduced features audio porter's exchange. "Plus" digital installation.	167
CE-941 Plus	■▲▲ 11379702	Audio porter's exchange. "Plus" digital installation.	167
CE-990 Plus	▲▲ 11769702	B/W video porter's exchange. "Plus" digital installation.	167
CE-7600	11757600	Embedding box for 7101, 7102, 7103, 7104 and 7206/INOX or /LA panels.	43

of references
INDEX

INDEX

09

Index of references

Reference	Code	Description	Page	
CE-7601	11797610	Embedding box for 7105, 7208, 7210, 6403 and 7403/INOX or /LA panels.	43, 46	CE-7601
CE-7602	11797620	Embedding box for 6425 and 7425/INOX panels.	46	D4L-Plus
CE-7603	11797603	Embedding box for 7212, 7214, 7216, 7218 and 7220/INOX or /LA panels.	43	
CE-SZENA	11790230	Embedding box for Szena monitor.	151	
CEA-90C	11259900	Embedding box for Nexa 90CS modules.	95	
CEV-90	11259906	Embedding box for Nexa 90 modules.	95	
CEV-90C	11259902	Embedding box for Nexa 90C modules.	95	
CEV-295	11259908	Embedding box for buildings vandal resistant panels (included on the panels).	66	
CIR PLATEA +	19920332	Spare main pcb for Tekna Plus and Platea Plus monitors.	185	
CIR PUL SH	19920367	Spare push button pcb for Shiner Plus monitor.	186	
CIR SH-PLUS	19920333	Spare main pcb for Shiner Plus monitor.	186	
CORD-900	19929940	Spare telephone cord with connectors for Condal 900 Series telephones.	184	
CRT PLANO	19922190	Spare 4" b/w CRT for any monitor series.	186	
CV-14	20600140	a.c. standard lock release. Adjustable bolt.	177	
CV-14/DC	20600149	d.c. standard lock release. Adjustable bolt.	180	
CV-14E	20600141	a.c. standard lock release. Adjustable bolt. Unlock function.	177	
CV-14EL	20620141	a.c. standard lock release. Adjustable bolt. Unlock function. Long shield.	178	
CV-14ELP	20620143	a.c. standard lock release. Adjustable bolt. Small mechanism. Unlock function. Long shield.	178	
CV-14EP	20600143	a.c. standard lock release. Adjustable bolt. Small mechanism. Unlock function.	177	
CV-14L	20620140	a.c. standard lock release. Adjustable bolt. Long shield.	177	
CV-14LP	20620142	a.c. standard lock release. Adjustable bolt. Small mechanism. Long shield.	178	
CV-14P	20600142	a.c. standard lock release. Small mechanism.	177	
CV-24	20600240	a.c. automatic lock release. Adjustable bolt.	178	
CV-24/DC	20600249	d.c. automatic lock release. Adjustable bolt.	180	
CV-24E	20600241	a.c. automatic lock release. Adjustable bolt. Unlock function.	178	
CV-24EL	20620241	a.c. automatic lock release. Adjustable bolt. Unlock function. Long shield.	179	
CV-24ELP	20620243	a.c. automatic lock release. Adjustable bolt. Small mechanism. Unlock function. Long shield.	180	
CV-24EP	20600243	a.c. automatic lock release. Adjustable bolt. Small mechanism. Unlock function.	179	
CV-24L	20620240	a.c. automatic lock release. Adjustable bolt. Long shield.	179	
CV-24LP	20620242	a.c. automatic lock release. Adjustable bolt. Small mechanism. Long shield.	179	
CV-24P	20600242	a.c. automatic lock release. Adjustable bolt. Small mechanism.	179	
D1L-V2PLUS	▲ 11797171	1 output video distributor for video systems with "V2Plus" digital installation.	168	
D4L-Plus	▲ 11788994	4 outputs video distributor for video systems with "Plus" digital installation.	168	

iNdex of references

D6L-Plus/2H

K-2 AL

Reference	Code	Description	Page
D6L-Plus/2H	▲ 11798180	6 outputs video distributor. "Plus" digital installation.	168
D4L-R5	▲ 11758995	4 outputs video distributor. "Vista Plus" digital installation.	168
D4L-V2PLUS	▲ 11797172	4 outputs video distributor. "V2Plus" digital installation.	168
EL500	▲▲▲ 11780500	Microprocessed module. "Plus" digital installation.	113, 122
EL500/PL-Uno	▲▲ 11385001	Interface for "on site" programming of Tekna Uno and Platea Uno monitors.	169
EL500/R5	▲ 11780505	Microprocessed module. "Vista Plus" digital installation.	120
EL500/V2PLUS	▲ 11780502	Microprocessed module. "V2Plus" digital installation.	118
EL501	▲▲▲ 11780501	Microprocessed module for main entrance panels. "Plus" digital installation.	114, 122
EL502	▲▲▲ 11798502	d.c. to a.c. converter.	114, 122
EL505	■ 11380505	Microprocessed module for main entrance panels. 4+n installation.	110
EL512	■ 11291512	Relay for Stadio Plus panel lamps with "2Plus" audio digital system.	112
EL516	● 11780516	15 push buttons encoder module. For systems with digital installation.	114, 122
EL520	■ 11280520	Microprocessed sound module. "2Plus" digital installation.	111
EL530	▲▲▲▲ 11780530	Sound module with b/w camera. For systems with digital installation.	117, 124
EL531	▲▲▲▲ 11780531	Sound module with color camera. For systems with digital installation.	117, 124
EL540	▲▲▲ 11780540	Sound module. For systems with digital installation.	116, 120
EL551	■ 11380551	Sound module for several access doors systems. 4+n installation.	110
EL555	■ 11280555	Sound module for one access door systems systems. 4+n installation.	110
EL560	▲ 11780560	Twisted pair video transmitter module.	62, 124
EL562	▲ 11780562	Twisted pair video receiver module for Tekna and Platea monitors.	157, 164
EL563	▲ 11780563	Twisted pair video receiver module for Szena monitors.	151
EL564	▲▲ 11798564	Video transceiver. Converts from coax to twisted pair and vice versa.	120, 170
EL610A	■ 11818610	Push buttons electronic module for Nexa panels. 4+n installation.	94
EL655	■ 11818655	Sound module for one access door systems with Nexa panel. 4+n installation.	94
FA-802	▲ 11704802	Replacement power supply for villas video systems with 2 wires installation.	174
FA-805	11704805	Power supply for villas video systems.	175
FA-Plus	▲▲▲▲ 11705109	Power supply for "Plus" digital systems with more than 20 monitors or telephones.	175
FA-Plus/C	■▲▲▲▲ 11705107	Power supply for systems with "2Plus", "Vista Plus" and "Plus" digital installations.	175
FA-V2PLUS	▲ 11705106	Power supply for video systems with "V2Plus" digital installation.	175
G	20690052	Long shield for lock releases.	181
ISOPROX	20750500	Proximity ISO card.	37
IT-4N	■ 11384024	Telephone interface for 4+n installation systems.	171
K-2 AL	■ 11240024	1 way vandal resistant audio kit. 2 wires installation.	13

of references
INDEX

N

09

Index of references

Reference	Code	Description	Page	
K-22 AL	■ 11240224	1 way vandal resistant audio kit. 2 wires installation. Potential free contact push button.	13	K-22 AL
K-201 AL	■ 11242014	1 way vandal resistant audio kit. 4 + n installation.	12	N1101/90C
K-201 MA	■ 11242017	1 way vandal resistant audio kit. 4 + n installation. Brown colour.	12	
K-202 AL	■ 11242024	2 ways vandal resistant audio kit. 4 + n installation.	12	
K-203	■ 11242523	3 ways vandal resistant audio kit. 4 + n installation.	15	
K-204	■ 11242524	4 ways vandal resistant audio kit. 4 + n installation.	15	
K-206	■ 11242526	6 ways vandal resistant audio kit. 4 + n installation.	15	
K-208	■ 11242528	8 ways vandal resistant audio kit. 4 + n installation.	15	
K6-201 AL	■ 11242016	Package containing 6 units of K-201 AL vandal resistant audio kit. 4 + n installation.	12	
KEYPROX	20760400	Key holder proximity tag.	37	
LAMP 24	19921543	Spare lamps for Rock building panels (not INOX series).	184	
LAMP 24ST	19921546	Spare lamps for Stadio Plus panels.	184	
M	11290290	Embedding box for villas vandal resistant panels (included on the panels).	65	
MC/V2PLUS	▲ 11797191	Riser multiplexer for video systems with "V2Plus" digital installation.	118	
MP/AL	11229509	Surface box for villas vandal resistant panels.	32, 65	
MP-VIS/AL	11290496	Surface box with integrated rain shield for villas vandal resistant panels.	32, 65	
MP-VIS/MA	11290497	Surface box with integrated rain shield for villas vandal resistant panels. Brown colour.	32, 65	
MAC-700	11298012	Replacement frame for Platea 700 Series telephones.	146	
MAC-SHPL	11792075	Replacement frame for Tekna, Platea and Shiner monitors.	169	
N621/90C	11840621	Replacement frame for 1 module Nexa 90C panels.	95	
N631/90	11890631	Replacement frame for 1 module Nexa 90 panels.	96	
N632/90	11890632	Replacement frame for 2 modules Nexa 90 panels.	96	
N711/60	11860711	Rain shield for 1 module Nexa 60 Series panels.	96	
N711/90	11890711	Rain shield for 1 module Nexa 90 Series panels.	96	
N881/90CS	11880881	Surface box for Nexa 90CS panels.	96	
N882/90C	11840882	Horizontally linkable surface box for Nexa 90C panels.	97	
N882V/90C	11840883	Set of lateral profiles for attachment of N882/90C surface boxes.	97	
N883/90	11890883	Horizontally linkable surface box for Nexa 90 panels.	97	
N883V/90	11890884	Set of lateral profiles for attachment of N883/90 surface boxes.	97	
N1000/60C	11861000	Nexa 60C main module without push buttons.	87	
N1000/60L	11861001	Nexa 60L main module without push buttons.	90	
N1000/90	11891000	Nexa 90 main module without push buttons.	78	
N1101/90C	11841101	Nexa 90C main module with 1 push button.	72	

Index of references

N1102/60C

N1218/90

Reference	Code	Description	Page
N1102/60C	11861102	Nexa 60C main module with 2 push buttons.	87
N1102/90C	11841102	Nexa 90C main module with 2 push buttons.	72
N1103/60C	11861103	Nexa 60C main module with 3 push buttons.	87
N1103/90	11891103	Nexa 90 main module with 3 push buttons.	78
N1103/90C	11841103	Nexa 90C main module with 3 push buttons.	72
N1104/60C	11861104	Nexa 60C main module with 4 push buttons.	87
N1104/90	11891104	Nexa 90 main module with 4 push buttons.	78
N1104/90C	11841104	Nexa 90C main module with 4 push buttons.	72
N1105/60L	11861105	Nexa 60L main module with 5 push buttons.	90
N1105/90	11891105	Nexa 90 main module with 5 push buttons.	78
N1105/90C	11841105	Nexa 90C main module with 5 push buttons.	73
N1106/60L	11861106	Nexa 60L main module with 6 push buttons.	90
N1106/90	11891106	Nexa 90 main module with 6 push buttons.	79
N1106/90C	11841106	Nexa 90C main module with 6 push buttons.	73
N1107/60L	11861107	Nexa 60L main module with 7 push buttons.	90
N1107/90	11891107	Nexa 90 main module with 7 push buttons.	79
N1108/90	11891108	Nexa 90 main module with 8 push buttons.	79
N1109/90	11891109	Nexa 90 main module with 9 push buttons.	79
N1110/90	11891110	Nexa 90 main module with 10 push buttons.	80
N1111/90	11891111	Nexa 90 main module with 11 push buttons.	80
N1206/60C	11861206	Nexa 60C main module with 6 push buttons.	88
N1206/90C	11841206	Nexa 90C main module with 6 push buttons.	73
N1208/60C	11861208	Nexa 60C main module with 8 push buttons.	88
N1208/90C	11841208	Nexa 90C main module with 8 push buttons.	73
N1210/60L	11861210	Nexa 60L main module with 10 push buttons.	91
N1210/90C	11841210	Nexa 90C main module with 10 push buttons.	74
N1212/60L	11861212	Nexa 60L main module with 12 push buttons.	91
N1212/90	11891212	Nexa 90 main module with 12 push buttons.	80
N1212/90C	11841212	Nexa 90C main module with 12 push buttons.	74
N1214/60L	11861214	Nexa 60L main module with 14 push buttons.	91
N1214/90	11891214	Nexa 90 main module with 14 push buttons.	80
N1216/90	11891216	Nexa 90 main module with 16 push buttons.	81
N1218/90	11891218	Nexa 90 main module with 18 push buttons.	81

of references
INDEX

N
I

Index of references

Reference	Code	Description	Page	
N1220/90	11891220	Nexa 90 main module with 20 push buttons.	81	N1220/90
N1222/90	11891222	Nexa 90 main module with 22 push buttons.	81	N3216/90
N2101/90CS	11882101	Nexa 90CS main module with 1 push button.	71	
N2202/90CS	11882202	Nexa 90CS main module with 2 push buttons.	71	
N3105/90C	11843105	Nexa 90C push buttons module with 5 push buttons.	74	
N3106/90	11893106	Nexa 90 push buttons module with 6 push buttons.	82	
N3106/90C	11843106	Nexa 90C push buttons module with 6 push buttons.	74	
N3107/90	11893107	Nexa 90 push buttons module with 7 push buttons.	82	
N3107/90C	11843107	Nexa 90C push buttons module with 7 push buttons.	75	
N3108/60C	11863108	Nexa 60C push buttons module with 8 push buttons.	88	
N3108/90	11893108	Nexa 90 push buttons module with 8 push buttons.	82	
N3108/90C	11843108	Nexa 90C push buttons module with 8 push buttons.	75	
N3109/60C	11863109	Nexa 60C push buttons module with 9 push buttons.	88	
N3109/90	11893109	Nexa 90 push buttons module with 9 push buttons.	82	
N3109/90C	11843109	Nexa 90C push buttons module with 9 push buttons.	75	
N3110/60C	11863110	Nexa 60C push buttons module with 10 push buttons.	89	
N3110/90	11893110	Nexa 90 push buttons module with 10 push buttons.	83	
N3110/90C	11843110	Nexa 90C push buttons module with 10 push buttons.	75	
N3111/60L	11863111	Nexa 60L push buttons module with 11 push buttons.	91	
N3111/90	11893111	Nexa 90 push buttons module with 11 push buttons.	83	
N3112/60L	11863112	Nexa 60L push buttons module with 12 push buttons.	92	
N3112/90	11893112	Nexa 90 push buttons module with 12 push buttons.	83	
N3113/60L	11863113	Nexa 60L push buttons module with 13 push buttons.	92	
N3113/90	11893113	Nexa 90 push buttons module with 13 push buttons.	83	
N3114/90	11893114	Nexa 90 push buttons module with 14 push buttons.	84	
N3115/90	11893115	Nexa 90 push buttons module with 15 push buttons.	84	
N3210/90C	11843210	Nexa 90C push buttons module with 10 push buttons.	76	
N3212/90	11893212	Nexa 90 push buttons module with 12 push buttons.	84	
N3212/90C	11843212	Nexa 90C push buttons module with 12 push buttons.	76	
N3214/90	11893214	Nexa 90 push buttons module with 14 push buttons.	84	
N3214/90C	11843214	Nexa 90C push buttons module with 14 push buttons.	76	
N3216/60C	11863216	Nexa 60C push buttons module with 16 push buttons.	89	
N3216/90	11893216	Nexa 90 push buttons module with 16 push buttons.	85	

iNdex of references

N3216/90C

Platea Plus Color

Reference	Code	Description	Page
N3216/90C	11843216	Nexa 90C push buttons module with 16 push buttons.	76
N3218/60C	11863218	Nexa 60C push buttons module with 18 push buttons.	89
N3218/90	11893218	Nexa 90 push buttons module with 18 push buttons.	85
N3218/90C	11843218	Nexa 90C push buttons module with 18 push buttons.	77
N3220/60C	11863220	Nexa 60C push buttons module with 20 push buttons.	89
N3220/90	11893220	Nexa 90 push buttons module with 20 push buttons.	85
N3220/90C	11843220	Nexa 90C push buttons module with 20 push buttons.	77
N3222/60L	11863222	Nexa 60L push buttons module with 22 push buttons.	92
N3222/90	11893222	Nexa 90 push buttons module with 22 push buttons.	85
N3224/60L	11863224	Nexa 60L push buttons module with 24 push buttons.	92
N3224/90	11893224	Nexa 90 push buttons module with 24 push buttons.	86
N3226/60L	11863226	Nexa 60L push buttons module with 26 push buttons.	93
N3226/90	11893226	Nexa 90 push buttons module with 26 push buttons.	86
N3228/90	11893228	Nexa 90 push buttons module with 28 push buttons.	86
N3230/90	11893230	Nexa 90 push buttons module with 30 push buttons.	86
P-D STADIO	19921565	Spare double push button for Stadio panels.	184
P-I STADIO	19921571	Spare single push button for Stadio panels.	184
PE-292 AL	■ 11229204	Spare panel for K-2 AL and K-22 AL audio kits.	51
PE-295/1 AL	■ 11229511	1 push button vandal resistant audio panel. 4+n installation.	50
PE-295/1 MA	■ 11229571	1 push button vandal resistant audio panel. 4+n installation. Brown colour.	50
PE-295/2 AL	■ 11229512	2 push buttons vandal resistant audio panel. 4+n installation.	50
PE-295/2 MA	■ 11229572	2 push buttons vandal resistant audio panel. 4+n installation. Brown colour.	50
PE-295/3	■ 11229523	3 push buttons vandal resistant audio module. 4+n installation.	56
PE-295/4	■ 11229524	4 push buttons vandal resistant audio module. 4+n installation.	56
PE-295/6	■ 11229526	6 push buttons vandal resistant audio module. 4+n installation.	57
PE-295/8	■ 11229528	8 push buttons vandal resistant audio module. 4+n installation.	57
PE4-295/CODE	■ 11329540	Vandal resistant audio coded module. "Plus" digital installation.	59
Platea 2	▲ 11784002	Spare monitor for SV-802/AL and SV-22S video kits.	159
Platea 2 Color	▲ 11784003	Spare monitor for SV-802/AL Color and SV-22S Color video kits.	159
Platea 5	▲ 11784004	Spare monitor for SV-805/AL video kit.	158
Platea 5 Color	▲ 11784006	Spare monitor for SV-805/AL Color video kit.	158
Platea Plus	▲▲ 11758802	B/W video monitor. Extra features. "Plus" digital installation.	163
Platea Plus Color	▲▲ 11784013	Color video monitor. Extra features. "Plus" digital installation.	163

of references
NEX

N

INDEX

09

Index of references

Reference	Code	Description	Page	Platea R5 RAP-610A
Platea R5	▲ 11784008	B/W video monitor. Standard features. "Vista Plus" digital installation.	161	
Platea R5 Color	▲ 11784009	Color video monitor. Standard features. "Vista Plus" digital installation.	161	
Platea Uno	▲▲ 11784022	B/W video monitor. Standard features. "Uno" digital installation.	162	
Platea Uno Color	▲▲ 11784023	Color video monitor. Standard features. "Uno" digital installation.	163	
Platea V2Plus	▲ 11784042	B/W video monitor. Standard features. "V2Plus" digital installation.	160	
Platea V2Plus Color	▲ 11784043	Color video monitor. Standard features. "V2Plus" digital installation.	160	
PROG/PL-Uno/R5	▲▲▲ 11385000	Interface for "on site" programming of "Uno" and "R5" monitors.	169	
PV-292/AL	▲ 11782921	Spare panel for SV-802/AL video kit.	53	
PV-292/AL Color	▲ 11782923	Spare panel for SV-802/AL Color video kit.	53	
PV-295/3	▲ 11729523	3 push buttons vandal resistant b/w video module. "Plus" digital installation.	61	
PV-295/4	▲ 11729524	4 push buttons vandal resistant b/w video module. "Plus" digital installation.	61	
PV-295/6	▲ 11729526	6 push buttons vandal resistant b/w video module. "Plus" digital installation.	61	
PV-295/8	▲ 11729528	8 push buttons vandal resistant b/w video module. "Plus" digital installation.	61	
PV-295/CODE	▲ 11729520	Vandal resistant b/w video coded module. "Plus" digital installation.	64	
PV-295/CODE Color	▲ 11729521	Vandal resistant color video coded module. "Plus" digital installation.	64	
PV-395/AL	▲ 11782941	Spare panel for SV-805/AL video kit.	52	
PV-395/AL Color	▲ 11782946	Spare panel for SV-805/AL Color video kit.	52	
PVS-22	▲ 11739225	Spare panel for SV-22S video kit.	22	
PVS-22 Color	▲ 11739226	Spare panel for SV-22S Color video kit.	22	
PVS-295SE AL	▲▲ 11739505	1 push button vandal resistant b/w video panel. "Uno" digital installation.	55	
PVS-295SE AL Col	▲▲ 11739506	1 push button vandal resistant color video panel. "Uno" digital installation.	55	
PVS-295SE MA	▲▲ 11739507	1 push button vandal resistant b/w video panel. "Uno" digital installation. Brown colour.	55	
PVS-295SE MA Col	▲▲ 11739508	1 push button vandal resistant color video panel. "Uno" digital installation. Brown colour.	55	
PVS-815/R5 AL	▲ 11739515	1 push button vandal resistant b/w video panel. "Vista Plus" digital installation.	54	
PVS-815/R5 AL Col	▲ 11739516	1 push button vandal resistant color video panel. "Vista Plus" digital installation.	54	
PVS-815/R5 MA	▲ 11739517	1 push button vandal resistant b/w video panel. "Vista Plus" digital installation. Brown colour.	54	
PVS-815/R5 MA Col	▲ 11739518	1 push button vandal resistant color video panel. "Vista Plus" digital installation. Brown colour.	54	
R-3	■ 11290030	Relay unit for buzzer call telephones. 4+n installation.	147	
R-8	■ 11291080	Relay unit for electronic call telephones. 4+n installation.	147	
RC-SZENA	▲▲ 11784089	Wall mounting connector for Szena monitor.	151	
RD-Plus/Uno	■▲▲ 11798194	Digital repeater for "Uno" systems.	147, 170	
RG-59	▲ 31680059	75 ohms video cable.	182	
RAP-610A	■ 11895610	Analog link cable for EL610A electronic push buttons module.	94	

Index of references

RAP-2150

SAR-2Plus

Reference	Code	Description	Page
RAP-2150	▲▲ 20160025	Cable for audio and video systems with "2Plus" and "V2Plus" digital installation.	183
RAP-4130	■ 20160022	Cable for audio systems with "Plus" digital installation.	183
RAP-4306	▲ 20160021	Cable for distributions of video systems with "Plus" digital installation (coax).	182
RAP-5130	▲ 20160041	Cable for video systems with "Plus" digital installation (coax).	182
RAP-5130/MIL	▲ 20169041	Cable for video systems with "Plus" digital installation (coax). 1000 meters.	182
RAP-8415	▲▲ 20160062	Cable for video systems with "Vista Plus" or "Plus" digital installation (twisted pair).	182
RCPL-Plus	▲▲ 11758882	Wall mounting connector for Tekna Plus and Platea Plus monitors.	157, 164
RCPL-R5	▲ 11784088	Wall mounting connector for Tekna R5 and Platea R5 monitors.	155, 161
RCPL-Uno	▲▲ 11784082	Wall mounting connector for Tekna Uno and Platea Uno monitors.	157, 163
RCPL-V2Plus	▲ 11784084	Wall mounting connector for Tekna V2Plus and Platea V2Plus monitors.	154, 160
RCSH-562	■▲ 11798184	Wall mounting connector for porter's exchanges and Shiner Plus monitor (twisted pair).	165, 167
RCSH-Plus	■▲ 11758983	Wall mounting connector for porter's exchanges and Shiner Plus monitor (coax).	165, 167
S-4	■ 11290040	Call repeater for buzzer call telephones. 4+n installation.	146
S-8	■ 11290080	Call repeater for electronic call telephones. 4+n installation.	146
S-45	■■▲ 11290045	Call repeater for K-2/AL and K-22/AL kits and 2 wires digital systems.	146, 170
SU	20690061	Surface shield for lock releases.	181
SV-22S	▲ 11756222	1 way Surf panel b/w video kit. 2 wires installation.	22
SV-22S Color	▲ 11756223	1 way Surf panel color video kit. 2 wires installation.	22
SV-801SE AL	▲▲ 11758015	1 way vandal resistant b/w video kit. "Uno" digital installation.	21
SV-801SE AL Color	▲▲ 11758016	1 way vandal resistant color video kit. "Uno" digital installation.	21
SV-801SE MA	▲▲ 11758017	1 way vandal resistant b/w video kit. "Uno" digital installation. Brown color.	21
SV-801SE MA Color	▲▲ 11758018	1 way vandal resistant color video kit. "Uno" digital installation. Brown color.	21
SV-802/AL	▲ 11758002	1 way vandal resistant b/w video kit. 2 wires installation.	19
SV-802/AL Color	▲ 11758003	1 way vandal resistant color video kit. 2 wires installation.	19
SV-805/AL	▲ 11758005	1 way vandal resistant b/w video kit. 5 wires installation.	18
SV-805/AL Color	▲ 11758006	1 way vandal resistant color video kit. 5 wires installation.	18
SV-815/R5 AL	▲ 11758155	1 way vandal resistant b/w video kit. "Vista Plus" digital installation.	20
SV-815/R5 AL Color	▲ 11758156	1 way vandal resistant color video kit. "Vista Plus" digital installation.	20
SV-815/R5 MA	▲ 11758157	1 way vandal resistant b/w video kit. "Vista Plus" digital installation. Brown color.	20
SV-815/R5 MA Color	▲ 11758158	1 way vandal resistant color video kit. "Vista Plus" digital installation. Brown color.	20
SZ-AL	11794262	Front cover in aluminium finish for Szena monitor.	151
SZ-OV	11794264	Front cover in dark gold finish for Szena monitor.	151
SAR-2Plus	■▲ 11790020	Digital relay unit for "2Plus" and "V2Plus" digital systems.	146, 170

of references
INDEX

N

09

Index of references

Reference	Code	Description	Page	
SAR-90	▲▲▲ 11758991	Relay unit for digital monitors and telephones (Plus models only).	147, 170	SAR-90
SAV-90	▲▲▲ 11758990	Call repeater for digital monitors and telephones (Plus models only).	147, 170	Tekna Plus Color
SOB-700	11298014	Desktop mounting kit for Platea 700 Series telephones.	146	
SOBPL-Plus	▲▲ 11792050	Desktop mounting kit for Tekna Plus and Platea Plus monitors.	169	
SOBPL-Uno	▲▲ 11792051	Desktop mounting kit for Tekna Uno and Platea Uno monitors.	168	
SOBSH-562	▲ 11792056	Desktop mounting kit for porter's exchanges and Shiner Plus monitor (twisted pair).	169	
SOBSH-Plus	▲ 11792052	Desktop mounting kit for porter's exchanges and Shiner Plus monitor (coax).	169	
SUP-EL500	11788950	EL500 fixing bracket for 45° surface boxes.	36, 133	
SUP-EL516	11788951	EL516 fixing bracket for 45° surface boxes.	36, 133	
Shiner Plus	▲▲ 11758922	B/W video monitor. Extra features. "Plus" digital installation.	165	
Szena Plus	▲▲ 11784026	Hands free color video monitor. Extra features. "Plus" digital installation.	150	
T-700	■ 11207002	Electronic call telephone. 4+n installation.	136	
T-705	■ 11783902	Additional telephone for 2 wires video kits.	137	
T-710R	■ 11207107	Electronic and buzzer call telephone. Suitable for replacement. 4+n installation.	136	
T-712VD	■ 11207126	Electronic and buzzer call telephone. Additional push button. 4+n installation.	136	
T-730/R5	■ 11758735	Standard features telephone. "Vista Plus" digital installation.	139	
T-740 Uno	■ 11758742	Standard features telephone. "Uno" digital installation.	140	
T-900	■ 11209002	Electronic call telephone. 4+n installation.	143	
T-900VD	■ 11209006	Electronic call telephone. Of-Off switch. 4+n installation.	143	
T-901	■ 11209012	Additional telephone for SV-805/AL and SV-805/AL Color video kits.	142	
T-901VD	■ 11209016	Additional telephone for SV-805/AL and SV-805/AL Color video kits. On-Off switch.	142	
T-902	■ 11209023	Electronic call telephone. Additional push button. 4+n installation.	143	
T-910	■ 11209102	Electronic and buzzer call telephone. 4+n installation.	144	
T-910R	■ 11209107	Electronic and buzzer call telephone. Suitable for replacement. 4+n installation.	144	
T-920	■ 11209202	Spare telephone for K-2 AL and K-22 AL audio kits.	141	
T-922	■ 11209222	Spare telephone for K-2 AL and K-22 AL kits. Additional push button.	141	
T-940 Plus	■ 11758940	Extra features telephone. "Plus" digital installation.	145	
T-7722VD	■ 11277220	Extra features telephone. "2 ^{Plus} " digital installation.	138	
T-7822VD	▲ 11278220	Extra features telephone. "V2Plus" digital installation.	138	
TF-104	■ 20691040	12Va.c. transformer.	174	
TAPA SH-PLUS	19922124	Spare front cover for Shiner Plus monitor.	185	
Tekna Plus	▲▲ 11742002	B/W video monitor. Extra features. "Plus" digital installation.	157	
Tekna Plus Color	▲▲ 11742004	Color video monitor. Extra features. "Plus" digital installation.	157	



Notes

A series of horizontal lines for writing notes, alternating between light beige and light grey colors. The lines are arranged in a repeating pattern of two colors, providing a structured space for text entry.

Golmar Sistemas de Comunicación, S.A.
Silici, 13
Polígono Industrial Famades
08940 Cornellá de Llobregat
(Barcelona - Spain)
Tel.: + 34 934 800 696
Fax: + 34 934 742 404
export@golmar.es
www.golmar.es

